

Mobile Crane Grue mobile

LTM 1350-6.1

Technical Data
Caractéristiques techniques



LIEBHERR

Table of content

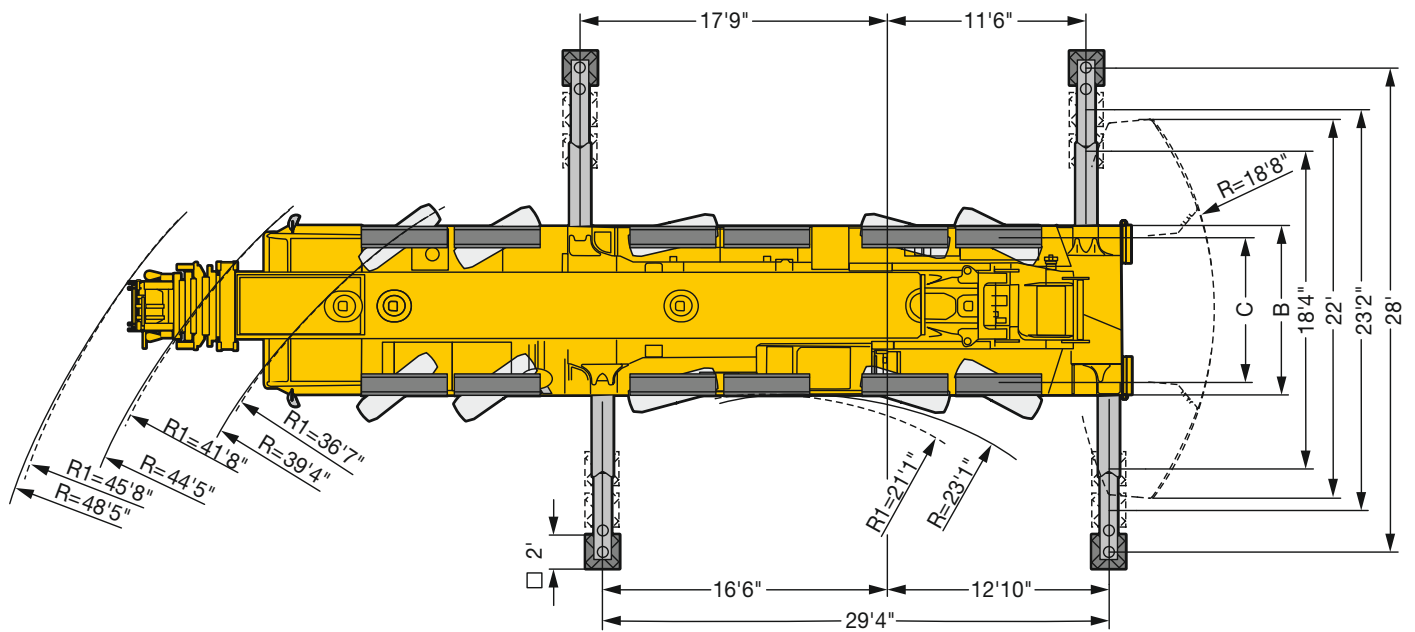
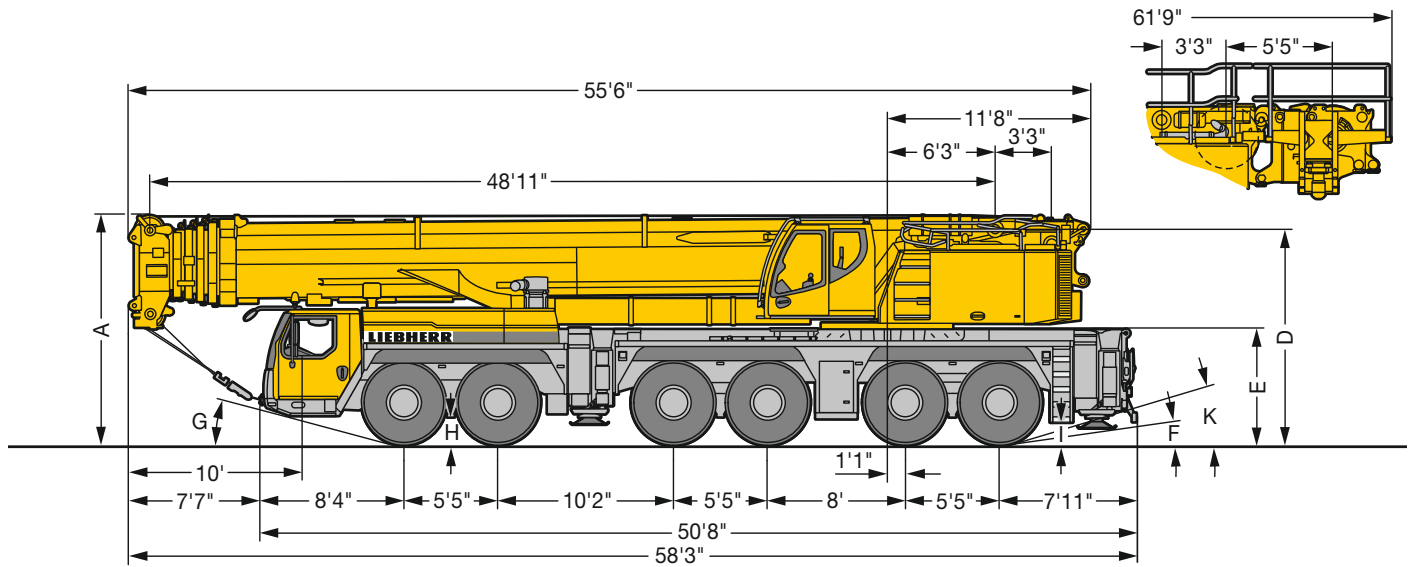
Tables des matières

Technical Data · Caractéristiques technique

Dimensions · Encombrement	A
Boom/jib combinations · Configurations de flèche	B
Weights · Poids	C
T	D
TY	E
TF	F
TYVEF	G
TYF	H
TN	I
TYVEN	J
Equipment · Equipement	K
Description of symbols · Explication des symboles	L
Remarks · Remarques	M

Dimensions Encombrement

A



US2271.05

R₁ = All-wheel steering · Direction toutes roues

Dimensions · Encombrement											
	A	A 6"	B	C	D	E	F	G	H	I	K
445/95 R 25 (16.00 R 25)	13'1"	12'9"	9'10"	8'4"	12'4"	6'7"	9°	14°	1'4"	1'2"	15°
525/80 R 25 (20.5 R 25)	13'1"	12'9"	10'2"	8'5"	12'4"	6'7"	9°	14°	1'4"	1'2"	15°

* lowered · abaissé

Boom/jib combinations Configurations de flèche

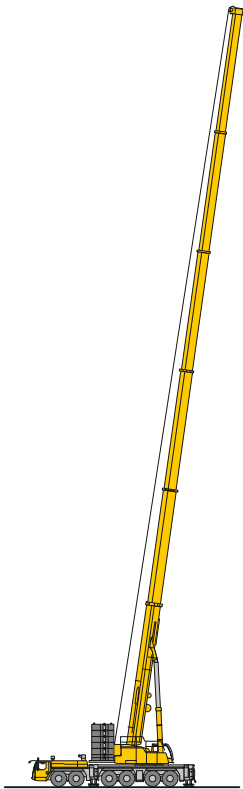
B

T Telescopic boom · Flèche télescopique

Y Y-shaped guying system · Haubanage Y

F Fixed lattice jib · Fléchette treillis fixe

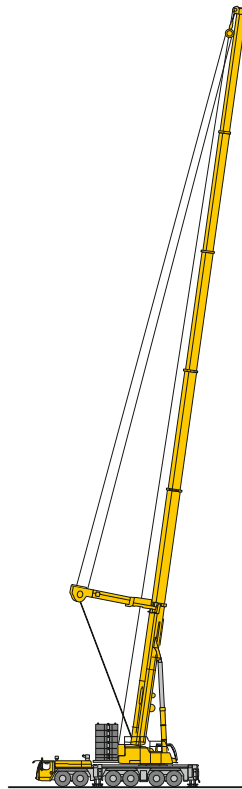
H Auxiliary jib · Fléchette auxiliaire
see supplement to technical data sheet: · voir supplément au descriptif: www.liebherr.com



T



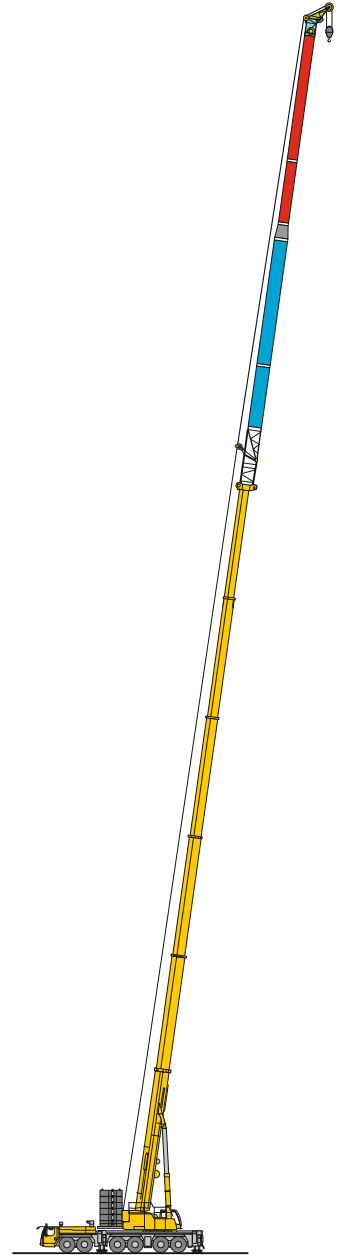
D



TY



E



TFH



F

S2816

Boom/jib combinations Configurations de flèche

VE Telescopic boom extension 11.5 ft + Eccentric
Rallonge de flèche télescopique 11.5ft + Axe excentrique

N Luffing fly jib · Fléchette treillis à volée variable

B



TYVEFH

☰ G

TYF

☰ H

TNH

☰ I

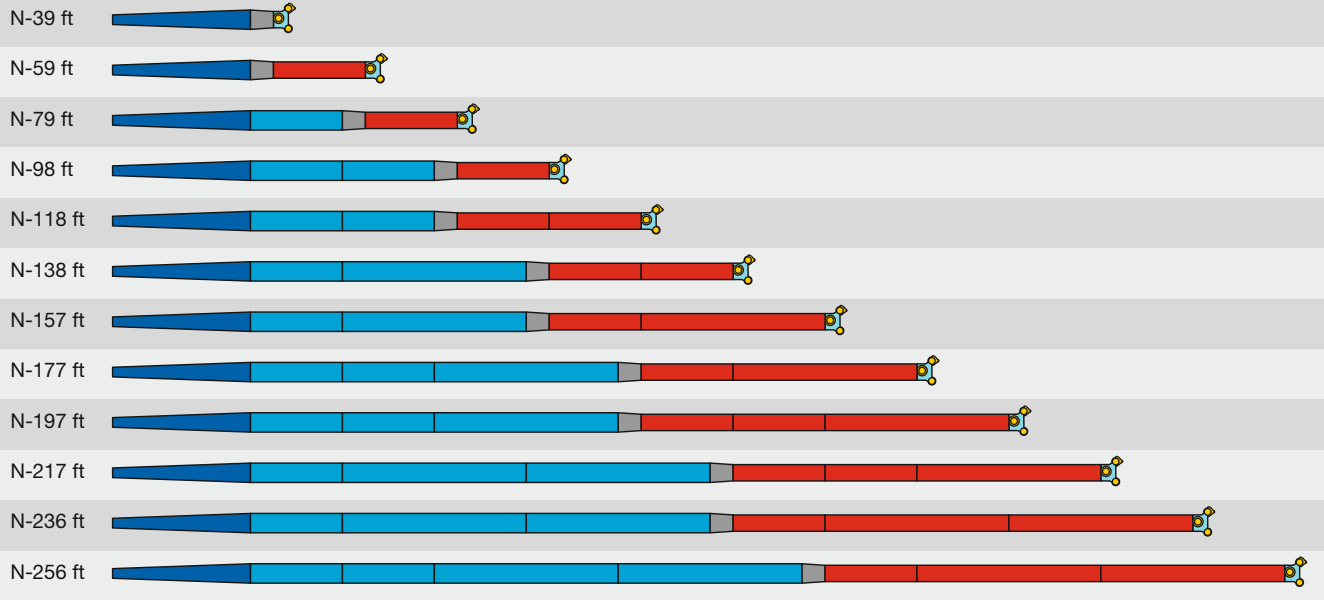
TYVENH

☰ J

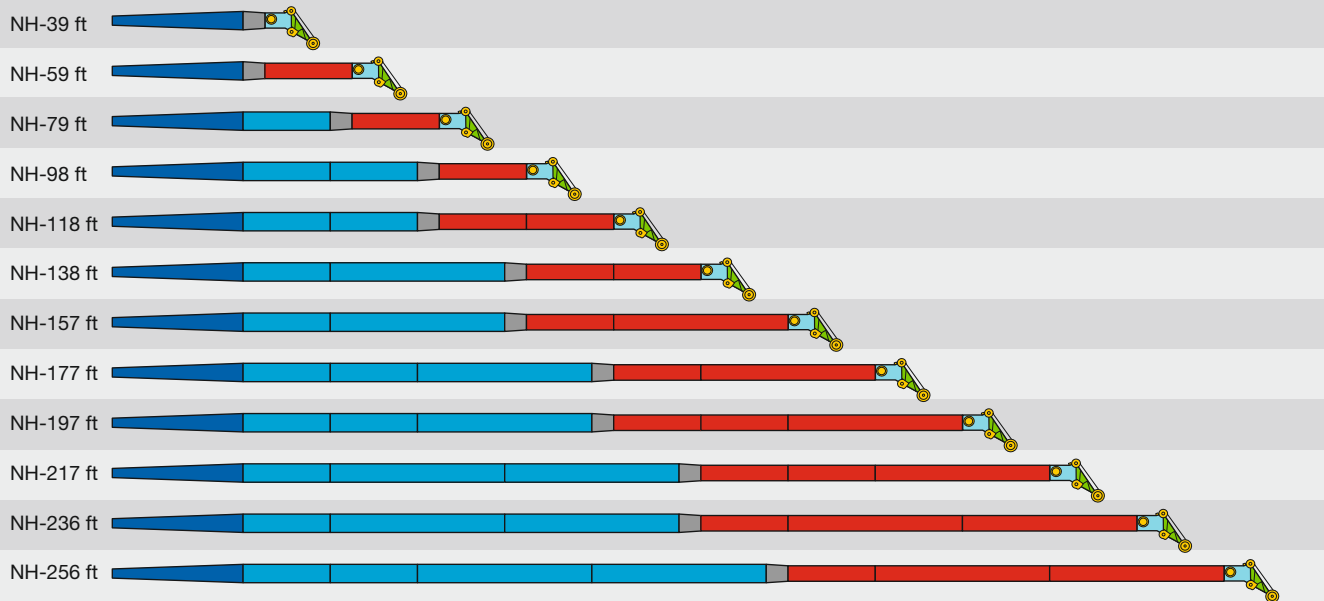
S2816









Boom/jib combinations - Luffing fly jib Configurations de flèche - Fléchette à volée variable

B



S2435

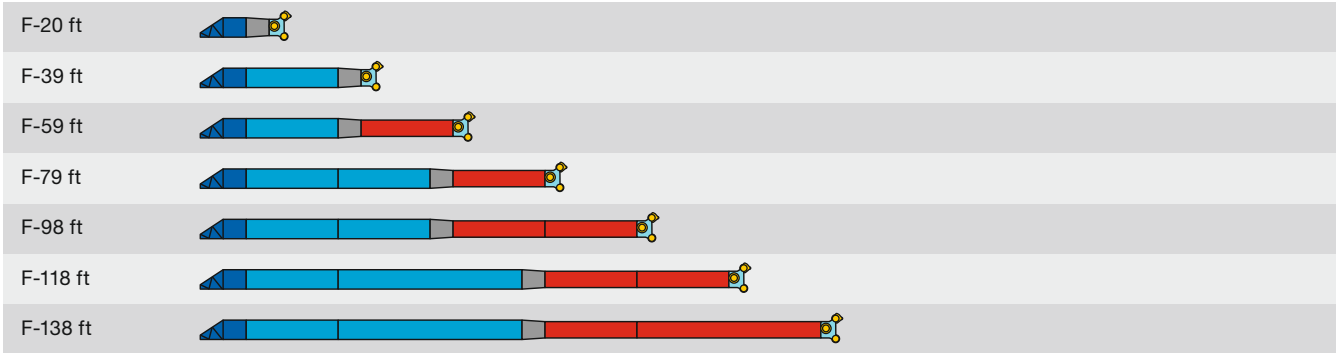


-  29'6" m N-shaped base section · Élément de base N
-  NA-19'8"
-  NA-39'4"
-  4'11" NM reduction section · Élément réducteur NM
-  NI-19'8"
-  NI-39'4"
-  4'11" N head section · Élément de tête N
-  4'3" H-auxiliary jib · Fléchette auxiliaire H

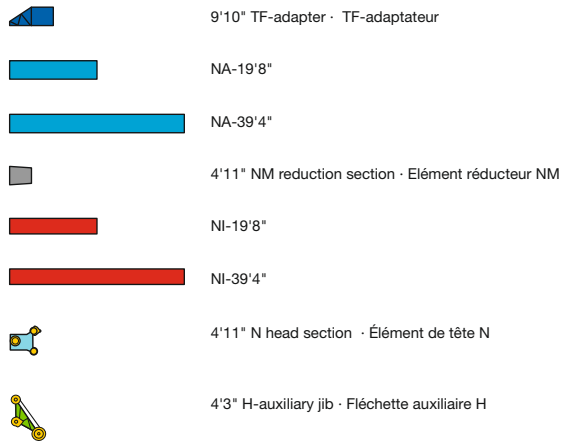
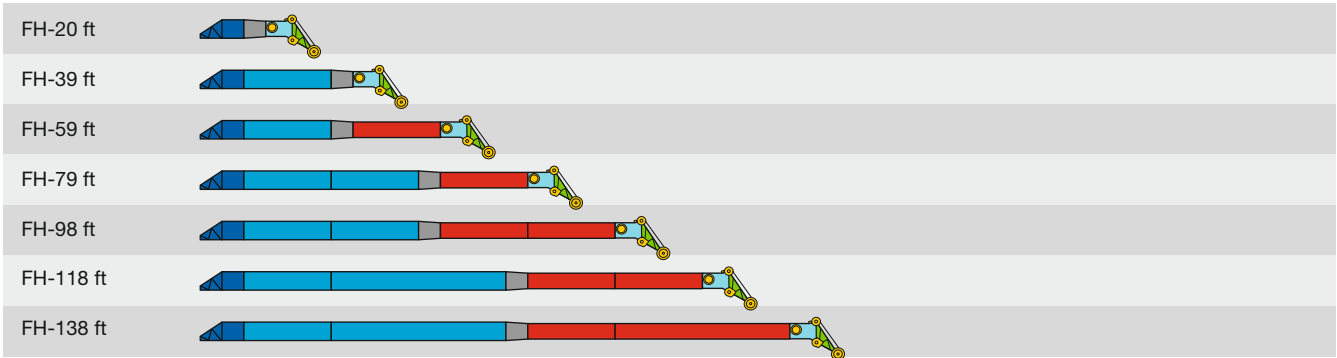
S2583

Boom/jib combinations - Fixed fly jib Configurations de flèche - Fléchette fixe

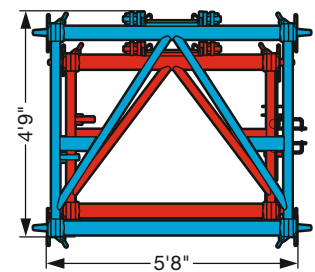
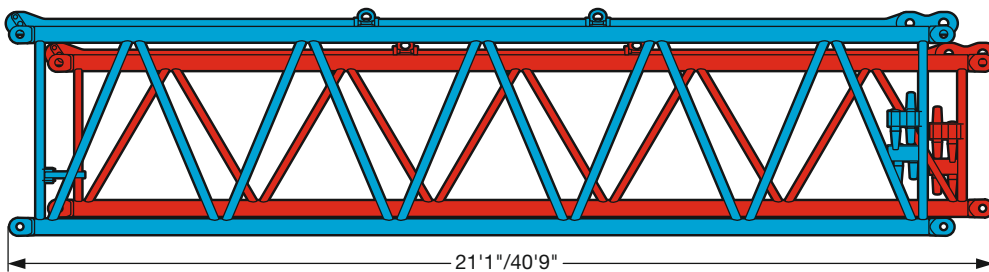
B



US2434



S2584



US2436

Weights Poids



Axle Essieu	1	2	3	4	5	6	Total weight lbs Poids total lbs
lbs	26400	26400	26400	26400	26400	26400	158400



Load kips Forces de levage kips	No. of sheaves Poulies	No. of lines Brins	Weight lbs Poids lbs
463	12	24 (20)	7500
343.3	7	14	4850
275.6	5	11	3630
176.4	3	7	3200 / 6615*
79.8	1	3	2200
27.1	–	1	1320

* only necessary for operation with 39 ft luffing fly jib · nécessaire uniquement en cas de fonctionnement avec la flèche à volée variable de 39 ft

Working speeds Vitesses



	min.	max.	%
445/95 R 25 (16.00 R 25) 525/80 R 25 (20.5 R 25)	1.5	50	50.9 %



12 / R2



Drive Mécanismes	infinitely variable en continu	Rope diameter / length Diamètre / Longueur du câble	Max. single line pull Effort au brin maxi.
	0 – 446 ft/min single line ft/min au brin simple	0.9" / 1148 ft	27420 lbs
	0 – 459 ft/min single line ft/min au brin simple	0.9" / 2067 ft	27420 lbs
	0 – 1.1 rpm		
	approx. 75 seconds to reach 84° boom angle env. 75 s jusqu'à 84°		
	approx. 533 seconds for boom extension from 49 ft – 230 ft env. 533 s pour passer de 49 ft – 230 ft		

Lifting capacities Forces de levage

T

49 - 230 ft
360°
308600 lbs
85%

ft	49 ft	66 ft	82 ft	99 ft	115 ft	132 ft	149 ft	165 ft	182 ft	198 ft	215 ft	227 ft	230 ft	ft
18	323.7	319												18
20	308.8	309												20
22	288.4	289.6	272.2	245.5	185.1									22
24	269.8	271.5	260.2	240.7	185									24
26	253	254.8	247	233.9	197.6									26
28	238.7	240.5	235.7	223.4	197.4	151.3	121.3	95.3						28
30	225.3	227.1	224.6	212.9	195.4	156.1	119.5	94.9						30
32	213.5	215.2	213.4	203.9	192.7	156.1	116.4	93.9	74.8					32
34	202.7	204.3	202.7	195.7	187.7	155.5	113.1	92.4	74.5					34
36	192.4	194.1	192.5	187.9	181.1	154.5	109.7	90.6	73.9					36
38	182.4	185.2	183.6	180.8	174.6	151.9	106.1	88.4	73.1	60.4				38
40	163.8	176.8	175.2	173.7	168.4	149	102.7	86.1	72.1	60				40
42		169.3	167.4	166.4	162.6	145.8	99.4	83.8	70.6	59.5	48.3			42
44		162.2	160.3	159.4	157.1	142	96.1	81.5	69.1	58.8	48.1	40.6	39	44
46		155.4	153.5	152.6	151.8	137.9	92.9	79.3	67.5	57.9	47.9	40.3	38.9	46
48		149.4	147.7	146.8	146.8	133.9	90	77.2	66	56.8	47.5	39.9	38.6	48
50		143.4	142	141.1	141.8	129.8	87.2	75.1	64.4	55.7	47	39.5	38.4	50
55			128.7	127.9	129.4	120.6	80.4	70.2	60.6	53	45.7	38.2	37.4	55
60			116.6	116.7	117.2	112.4	74.2	65.5	57	50.2	44.1	36.7	36.2	60
65			106.2	107.8	106.7	105	69.9	60.9	53.7	47.5	42.3	35.2	34.7	65
70				99.2	97.9	98.5	66.1	56.9	50.6	45.1	40.4	33.6	33.2	70
75				91.4	90.1	91.8	62.8	53.1	47.6	42.8	38.6	32.2	31.8	75
80				83.7	83.1	85.1	59.9	49.7	44.7	40.5	36.7	30.8	30.5	80
85				74.4	76.9	79	57	46.6	42.2	38.3	35.1	29.4	29.1	85
90					71.7	73.6	54.6	43.9	39.7	36.3	33.4	28.2	27.9	90
95					67.1	68.8	52.3	41.2	37.5	34.4	31.8	26.9	26.7	95
100						64.5	50.2	39	35.4	32.5	30.3	25.7	25.5	100
105						60.5	48.3	37.4	33.3	30.8	28.8	24.5	24.3	105
110						56.5	46.6	36	31.4	29.2	27.4	23.4	23.2	110
115						50.2	45	34.6	29.8	27.7	26.1	22.3	22	115
120							43.5	33.3	28.4	26.2	24.9	21.2	20.9	120
125							42.2	32	27.1	24.9	23.8	20.3	19.9	125
130							41.1	30.8	26	23.9	22.6	19.4	19	130
135								29.8	25	22.8	21.5	18.6	18	135
140								28.8	24	21.8	20.5	17.7	17.1	140
145								27.8	23.1	20.9	19.5	16.9	16.2	145
150								27	22.3	20.1	18.6	16.2	15.4	150
155									21.6	19.2	17.7	15.5	14.6	155
160									20.9	18.4	16.9	14.8	13.9	160
165									20.3	17.7	16	14.2	13.1	165
170										17	15.2	13.6	12.5	170
175										16.4	14.5	13.1	11.8	175
180										15.8	13.8	12.5	11.2	180
185										14.7	13.2	12	10.6	185
190											12.5	11.5	10	190
195											11.9	11.1	9.5	195
200												10.6	9	200
205												10.1	8.5	205
210												9.7	8.1	210
215													7.7	215



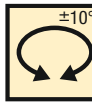

D

t_180_50301_00_000

Lifting capacities Forces de levage

T

49 - 230 ft

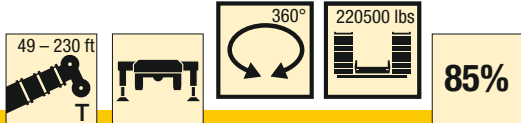
85%

ft	49 ft	66 ft	82 ft	99 ft	115 ft	132 ft	149 ft	165 ft	182 ft	198 ft	215 ft	227 ft	230 ft	ft
9	343.3													9
10	343.3													10
11	343.3	343.3												11
12	343.3	343.3												12
13	343.3	343.3	342											13
14	343.3	343.3	341.7	252.5										14
15	343.3	343.2	338.7	252.5										15
16	343.3	342.4	328	252.5										16
17	342.2	337	318.3	252.5										17
18	340.3	328.5	309.2	252.5	205									18
20	333.9	311.6	291.3	251.8	204.7									20
22	314.2	295.2	275	247.3	202.8	156.1								22
24	296.1	279.6	260.2	241.3	201	156.1								24
26	279.6	264.5	247	233.9	199.3	156.1	122.9							26
28	264	251.7	236	223.4	197.4	156.1	121.4	95.3						28
30	248.5	239.6	225.6	212.9	195.4	156.1	119.5	94.9						30
32	232.7	228.8	216	203.9	192.7	156.1	116.4	93.9	74.8					32
34	218.3	217.3	206.9	195.7	187.7	155.5	113.1	92.4	74.5					34
36	204.9	205.5	197.9	187.9	181.1	154.5	109.7	90.6	73.9					36
38	187.9	194.4	190.1	180.9	174.6	151.9	106.1	88.4	73.1	60.4				38
40	164.2	183.9	182.1	174.1	168.4	149	102.7	86.1	72.1	60				40
42		174.8	173.7	167.5	162.6	145.8	99.4	83.8	70.6	59.5	48.3			42
44		166.8	165.4	161.3	157.1	142	96.1	81.5	69.1	58.8	48.1	40.6	39	44
46		159.3	157.3	155.3	151.8	137.9	92.9	79.3	67.5	57.9	47.9	40.3	38.9	46
48		152.3	150.6	148.9	146.9	133.9	90	77.2	66	56.8	47.5	39.9	38.6	48
50		145.3	144	142.5	142	129.8	87.2	75.1	64.4	55.7	47	39.5	38.4	50
55			129.2	128.3	129.5	120.6	80.4	70.2	60.6	53	45.7	38.2	37.4	55
60			116.6	116.7	117.2	112.4	74.2	65.5	57	50.2	44.1	36.7	36.2	60
65			106.2	107.8	106.7	105	69.9	60.9	53.7	47.5	42.3	35.2	34.7	65
70				99.2	97.9	98.5	66.1	56.9	50.6	45.1	40.4	33.6	33.2	70
75				91.4	90.1	91.8	62.8	53.1	47.6	42.8	38.6	32.2	31.8	75
80				83.7	83.1	85.1	59.9	49.7	44.7	40.5	36.7	30.8	30.5	80
85				74.4	76.9	79	57	46.6	42.2	38.3	35.1	29.4	29.1	85
90					71.7	73.6	54.6	43.9	39.7	36.3	33.4	28.2	27.9	90
95					67.1	68.8	52.3	41.2	37.5	34.4	31.8	26.9	26.7	95
100						64.5	50.2	39	35.4	32.5	30.3	25.7	25.5	100
105						60.5	48.3	37.4	33.3	30.8	28.8	24.5	24.3	105
110						56.5	46.6	36	31.4	29.2	27.4	23.4	23.2	110
115						50.2	45	34.6	29.8	27.7	26.1	22.3	22	115
120							43.5	33.3	28.4	26.2	24.9	21.2	20.9	120
125							42.2	32	27.1	24.9	23.8	20.3	19.9	125
130							41.1	30.8	26	23.9	22.6	19.4	19	130
135								29.8	25	22.8	21.5	18.6	18	135
140								28.8	24	21.8	20.5	17.7	17.1	140
145								27.8	23.1	20.9	19.5	16.9	16.2	145
150								27	22.3	20.1	18.6	16.2	15.4	150
155									21.6	19.2	17.7	15.5	14.6	155
160									20.9	18.4	16.9	14.8	13.9	160
165									20.3	17.7	16	14.2	13.1	165
170										17	15.2	13.6	12.5	170
175										16.4	14.5	13.1	11.8	175
180										15.8	13.8	12.5	11.2	180
185										14.7	13.2	12	10.6	185
190											12.5	11.5	10	190
195											11.9	11.1	9.5	195
200												10.6	9	200
205												10.1	8.5	205
210												9.7	8.1	210
215													7.7	215

t_180_50201_00_000

Lifting capacities Forces de levage

T



ft	ft													ft	
	*	49 ft	66 ft	82 ft	99 ft	115 ft	132 ft	149 ft	165 ft	182 ft	198 ft	215 ft	227 ft		230 ft
9		343.3													9
10	742	343.3													10
11	554	343.3	343.3												11
12	454.8	343.3	343.3												12
13	438.6	343.3	343.3	342											13
14	417.7	343.3	343.3	341.7	252.5										14
15	397.4	343.1	343	338.7	252.5										15
16	381.3	342.2	341.6	328	252.5										16
17	367.8	334.7	334.3	318.3	252.5										17
18	356.1	322.7	323	309.2	252.5	205									18
20	332.1	299.3	300.8	291.3	251.8	204.7									20
22	304.4	279.5	281.1	275	247.3	202.8	156.1								22
24	279.3	261.4	263.2	259.5	241.3	201	156.1								24
26	256.7	245.1	246.9	244.9	233.9	199.3	156.1	122.9							26
28	238.3	231.2	233	231.3	223.4	197.4	156.1	121.4	95.3						28
30	221.4	218	219.8	218.2	212.7	195.4	156.1	119.5	94.9						30
32	207.1	206.1	208	206	202.8	192.7	156.1	116.4	93.9	74.8					32
34	194.2	194.2	196.1	194.2	192.4	187.7	155.5	113.1	92.4	74.5					34
36	182.2	182.2	184.2	182.4	181.6	181	154.5	109.7	90.6	73.9					36
38	172.2	172.2	174.1	172.4	173	172.6	151.9	106.1	88.4	73.1	60.4				38
40	155.6	155.6	164.6	162.9	164.5	164	149	102.7	86.1	72.1	60				40
42			156.3	154.5	156.4	155.4	145.8	99.4	83.8	70.6	59.5	48.3			42
44			148.7	147.6	148.8	147.6	142	96.1	81.5	69.1	58.8	48.1	40.6	39	44
46			141.3	141.5	141.5	140.3	137.9	92.9	79.3	67.5	57.9	47.9	40.3	38.9	46
48			135.3	135.6	135.4	134.2	133.3	90	77.2	66	56.8	47.5	39.9	38.6	48
50			129.3	129.7	129.4	128.2	128.6	87.2	75.1	64.4	55.7	47	39.5	38.4	50
55				116.5	116	114.7	116.9	80.4	70.2	60.6	53	45.7	38.2	37.4	55
60				105.2	104.7	103.6	105.5	74.2	65.5	57	50.2	44.1	36.7	36.2	60
65				95.7	95.3	95.6	96	69.9	60.9	53.7	47.5	42.3	35.2	34.7	65
70					87.3	88.8	87.9	66.1	56.9	50.6	45.1	40.4	33.6	33.2	70
75					79.8	82	80.5	62.8	53.1	47.6	42.8	38.6	32.2	31.8	75
80					73.4	75.3	73.6	59.9	49.7	44.7	40.5	36.7	30.8	30.5	80
85					69.2	69.1	67.4	57	46.6	42.2	38.3	35.1	29.4	29.1	85
90						63.9	62.2	54.6	43.9	39.7	36.3	33.4	28.2	27.9	90
95						59.2	57.5	52.3	41.2	37.5	34.4	31.8	26.9	26.7	95
100							53.2	50.2	39	35.4	32.5	30.3	25.7	25.5	100
105							49.4	48.3	37.4	33.3	30.8	28.8	24.5	24.3	105
110							46	46.5	36	31.4	29.2	27.4	23.4	23.2	110
115							43	44.2	34.6	29.8	27.7	26.1	22.3	22	115
120								41.8	33.3	28.4	26.2	24.9	21.2	20.9	120
125									39.1	32	27.1	24.9	23.8	20.3	125
130									36.8	30.8	26	23.9	22.6	19.4	130
135										29.8	25	22.8	21.5	18.6	135
140										28.8	24	21.8	20.5	17.7	140
145										27.8	23.1	20.9	19.5	16.9	145
150										27	22.3	20.1	18.6	16.2	150
155											21.6	19.2	17.7	15.5	155
160											20.9	18.4	16.9	14.8	160
165											20.3	17.7	16	14.2	165
170												17	15.2	13.6	170
175													16.4	14.5	175
180														13.8	180
185														12.5	185
190														12	190
195														11.9	195
200														11.1	200
205														10.6	205
210														10.1	210
215														9.7	215
														8.5	215
														7.7	215

D


* over rear - en arrière

t_180_50005_00_000 / 50305_00_000

Lifting heights Hauteurs de levage

T

D

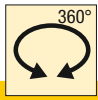


US2272.01

Lifting capacities Forces de levage

TY

99 - 230 ft



85%

ft	99 ft	115 ft	132 ft	149 ft	165 ft	182 ft	198 ft	215 ft	227 ft	230 ft	ft
26	236.9	217.6									26
28	227	212.9	189.3								28
30	217.3	207.4	186.1								30
32	207.7	199.7	184.2	166.8							32
34	199.5	192.1	179.7	165.3							34
36	192.4	184.4	173.7	163.1							36
38	183.8	177.9	168.6	159.2	144.7						38
40	175.4	171.4	163.4	155	143.2						40
42	167.3	165.2	157.7	150.5	140	124.5	106.1	93.9		80.2	42
44	159.9	159.3	152.9	146	136.4	123.8	105.8	93.6	82.7	80	44
46	152.9	153.5	148.5	141.5	132.8	122.9	105.4	93.1	81.8	79.6	46
48	146.8	147.7	144.2	137.8	129.6	120.5	104.7	92.3	80.8	79.2	48
50	140.8	141.9	139.9	134.1	126.3	118.2	104	91.5	79.7	78.7	50
55	127.2	128.7	129.1	125	118.4	111.6	101.5	88.6	76.9	77.2	55
60	115.5	117.1	118.5	116.2	111	104.5	98	84.9	73.9	75.2	60
65	105.6	107.1	108.7	107.8	104.4	98.3	92.9	81.6	70.9	72.7	65
70	96.5	98.3	100	99.9	97.8	92.9	87.8	78.4	68.3	70.1	70
75	88.3	90.3	91.9	92.2	91.4	87.6	83.1	75.4	65.9	67.6	75
80	79.6	82.9	84.4	84.8	85	82.5	78.7	72.6	63.7	65.3	80
85	68.2	76.2	77.9	78.2	78.5	77.6	74.3	69.4	61.6	63.1	85
90		70.5	72.2	72.6	72.9	72.5	70.4	65.7	59.7	60.9	90
95		63.8	67.1	67.5	67.8	67.4	66.6	62.2	57.7	58.9	95
100			62.4	62.8	63.1	62.7	62.6	59	55.8	56.8	100
105			58.1	58.5	58.8	58.4	58.3	56	53.9	54.5	105
110			53	54.7	55.1	54.7	54.6	53	51.9	52	110
115			45.8	51.2	51.7	51.2	51.1	49.8	49.5	49.4	115
120				47.6	48.4	48	47.8	46.7	46.8	46.7	120
125				43.6	45.4	45.1	44.8	43.7	44	44	125
130				37.8	42.6	42.3	42.1	40.9	41.4	41.4	130
135					39.7	39.7	39.6	38.3	38.9	38.9	135
140					36.1	37.3	37.1	35.8	36.4	36.5	140
145					31.4	34.8	34.9	33.5	34.1	34.3	145
150					25.7	32.5	32.7	31.3	32	32	150
155						29.2	30.5	29.3	29.9	30	155
160						25.2	28.5	27.4	28	28	160
165						20.5	26.5	25.5	26.1	26.2	165
170							23.6	23.8	24.3	24.4	170
175							20.3	22.2	22.8	22.8	175
180							16.4	20.3	21.3	21.3	180
185								17.9	19.8	19.8	185
190								15.2	18.2	18.4	190
195								11.9	15.9	16.4	195
200									13.4	14.1	200
205										11.5	205
210										8.6	210

E

TAB 180_60101_00_000

Lifting capacities Forces de levage

TY

99 - 230 ft



85%

220500 lbs

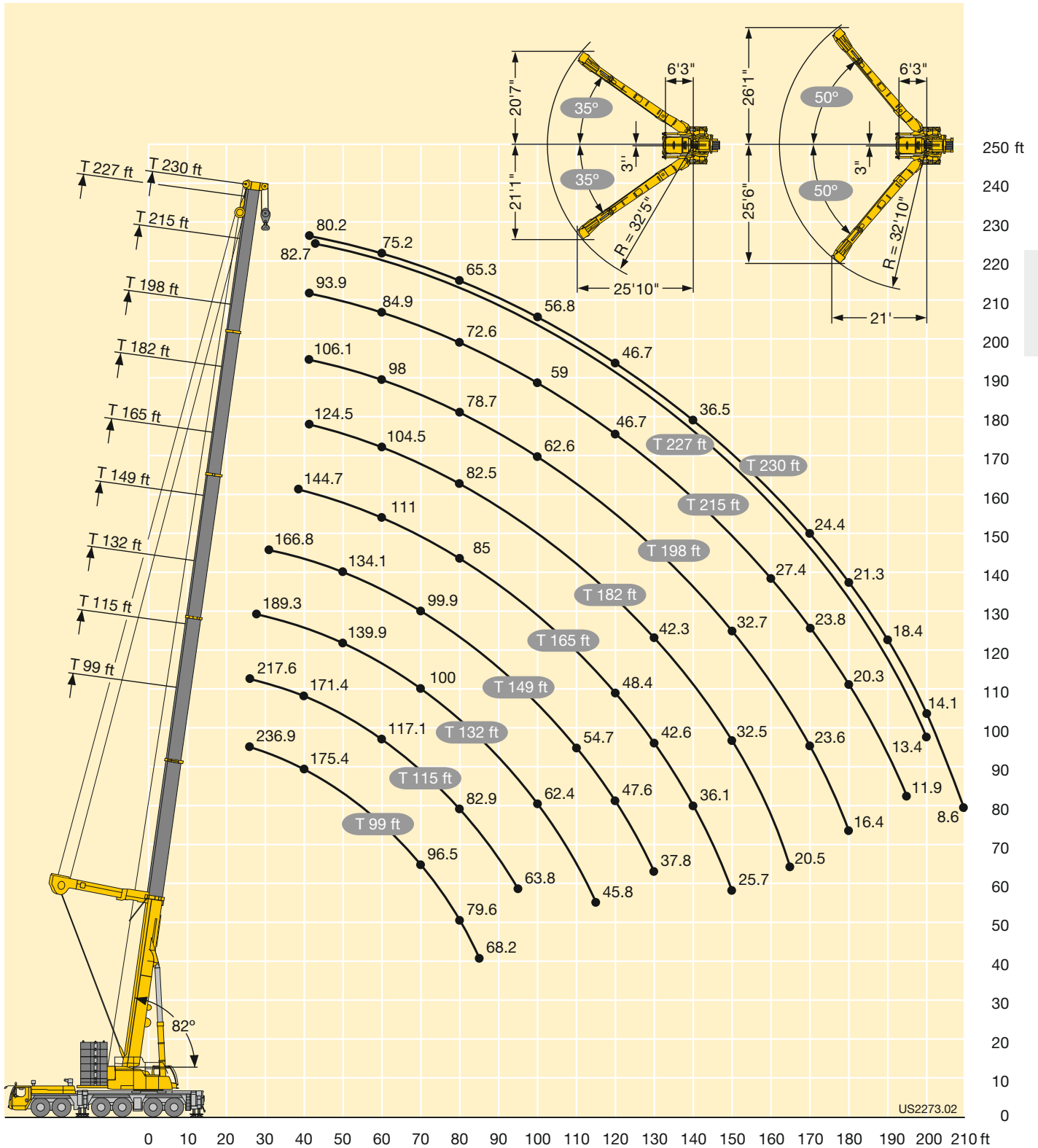
E

	99 ft	115 ft	132 ft	149 ft	165 ft	182 ft	198 ft	215 ft	227 ft	230 ft	
15	256.7										15
16	259.8										16
17	261.2										17
18	261.7										18
20	262	231.6									20
22	259.1	234.4									22
24	251.8	232	198.9								24
26	240.4	224.8	198.8								26
28	228.6	216.1	196.8	167.4							28
30	217.1	207.4	193.9	167.8	145.1						30
32	206.4	199.7	189	167.8	145.3						32
34	196.5	192.1	182.8	166.7	145.4						34
36	187.1	184.4	175.8	164.7	145.4						36
38	177.6	176.7	169.5	159.9	144.7	124.6	106.3				38
40	168.2	168.8	163.4	155	143.2	124.6	106.3	94.2		79.8	40
42	159.1	160.3	157.7	150.5	140	124.5	106.1	93.9	82.8	80.2	42
44	150.8	152.2	151.6	146	136.4	123.8	105.8	93.6	82.7	80	44
46	143	144.4	145.4	141.5	132.8	122.9	105.4	93.1	81.8	79.6	46
48	136.5	138.1	139.2	136.6	129.6	120.5	104.7	92.3	80.8	79.2	48
50	130.1	131.7	133	131.7	126.3	118.2	104	91.5	79.7	78.7	50
55	115.7	117.5	119	119.3	117.3	111.4	101.5	88.6	76.9	77.2	55
60	103.6	105.3	106.9	107.2	107.3	103.6	97.8	84.9	73.9	75.2	60
65	93.5	95.2	96.8	97.1	97.3	94.7	91.4	81.6	70.9	72.7	65
70	84.7	86.6	88.2	88.5	88.8	86.7	84.1	78.1	68.3	70.1	70
75	77	79.1	80.6	81	81.3	79.6	77.2	73.4	65.9	67.5	75
80	70.1	72.3	73.9	74.3	74.6	73.2	71.1	67.7	63.5	64.8	80
85	63.6	66.1	68	68.3	68.7	67.5	65.6	62.4	60.8	61.6	85
90		60.6	62.5	62.9	63.3	62.4	60.7	57.7	57	57.1	90
95		55.4	57.4	57.9	58.3	57.7	56.2	53.3	53	52.9	95
100			52.8	53.3	53.6	53.2	52.1	49.3	49.1	49	100
105			48.5	49	49.4	49	48.3	45.7	45.5	45.4	105
110			44.7	45.2	45.7	45.2	44.8	42.4	42.3	42.2	110
115			41.1	41.7	42.3	41.8	41.6	39.3	39.3	39.3	115
120				38.5	39.1	38.6	38.4	36.5	36.5	36.5	120
125				35.6	36.1	35.8	35.5	33.9	33.9	33.9	125
130				32.8	33.5	33.1	32.9	31.5	31.6	31.6	130
135					31	30.7	30.5	29.2	29.4	29.4	135
140					28.7	28.3	28.2	27	27.3	27.3	140
145					26.5	26.2	26.1	24.9	25.3	25.4	145
150					24.3	24.2	24.1	22.9	23.4	23.5	150
155						22.4	22.2	21.1	21.6	21.7	155
160						20.7	20.5	19.4	20	20	160
165						18.5	18.9	17.8	18.3	18.4	165
170							17.4	16.2	16.8	16.9	170
175							15.9	14.9	15.4	15.5	175
180							14.2	13.5	14.1	14.1	180
185								12.3	12.8	12.8	185
190								11.1	11.6	11.6	190
195								9.9	10.5	10.5	195
200									9.4	9.4	200
205										8.4	205
210										7.3	210

TAB 180_60105_00_000

Lifting heights Hauteurs de levage

TY



E

Angle of the Y-suspension between 35° and 50° depending on the extension condition of the individual telescopic sections.
 Angle du haubannage Y entre 35° et 50°, en fonction de l'état de sortie des différents éléments télescopiques.

Lifting capacities Forces de levage

TY

99 – 230 ft

15°



308600 lbs

85%



E

ft	99 ft	115 ft	132 ft	149 ft	165 ft	182 ft	198 ft	215 ft	227 ft	230 ft	ft
26	225.7	168.4									26
28	219.4	166.4	145.2								28
30	211.3	168.5	141.8								30
32	199.6	179.4	148.5								32
34	189.7	182.3	150.5								34
36	181.1	179.8	149.4								36
38	172.3	173.7	148.2	125.6							38
40	163.9	167.3	146.8	125.6	104.7						40
45	145.6	151	141.9	122.5	105.4						45
50	131.3	136.4	134.2	119	103.4	86.4	62.6	47		35.5	50
55	119.2	123.4	124.5	115.2	100.8	87.5	65.6	49.7	41.1	38.1	55
60	108.7	112.1	113.6	110.7	98	86.5	68.1	52.4	44.2	41.2	60
65	99	102.5	104.1	103.7	95.3	84.7	69.8	54.2	46.2	43.2	65
70	90.4	94.2	95.7	95.9	92.2	82.6	70.6	55.9	47.8	44.8	70
75	82.5	86.4	88	88.3	87.5	80.4	70.1	57.1	49.1	46.3	75
80	74.7	79.2	80.9	81.3	81.6	77.9	68.5	57.5	49.9	47.4	80
85	66.1	72.9	74.6	75	75.3	74.7	66.8	56.6	50	47.9	85
90	44.8	67.4	69.1	69.5	69.9	69.5	65.1	55.6	48.9	47	90
95		62.1	64.2	64.6	65	64.6	63	54.5	47.8	46.1	95
100		54.8	59.6	60.1	60.5	60.1	60	53.4	46.7	45.1	100
105			55.5	56	56.4	56	55.9	52.2	45.7	44.1	105
110			51.8	52.3	52.7	52.4	52.3	50.5	44.7	43.1	110
115			45.6	48.9	49.4	49	48.9	47.8	43.6	42.2	115
120			35.5	45.8	46.3	45.9	45.8	44.8	42.7	41.2	120
125				42.7	43.4	43.1	42.9	42	41.7	40.4	125
130				37.7	40.7	40.4	40.3	39.4	39.6	39.1	130
135				30.3	38.3	38	37.9	36.9	37.3	37.2	135
140					35.4	35.7	35.5	34.5	34.9	35	140
150					25.8	31.3	31.2	30.1	30.6	30.6	150
160						25.3	27.3	26.3	26.8	26.8	160
170						14.6	23.6	22.9	23.4	23.4	170
180							16.5	19.8	20.4	20.4	180
190							4.9	15.3	17.7	17.7	190
200								8.1	13.5	14.2	200
210										8.7	210

t_180_10401_00_000

Lifting capacities Forces de levage

TY

99 – 230 ft



220500 lbs

85%



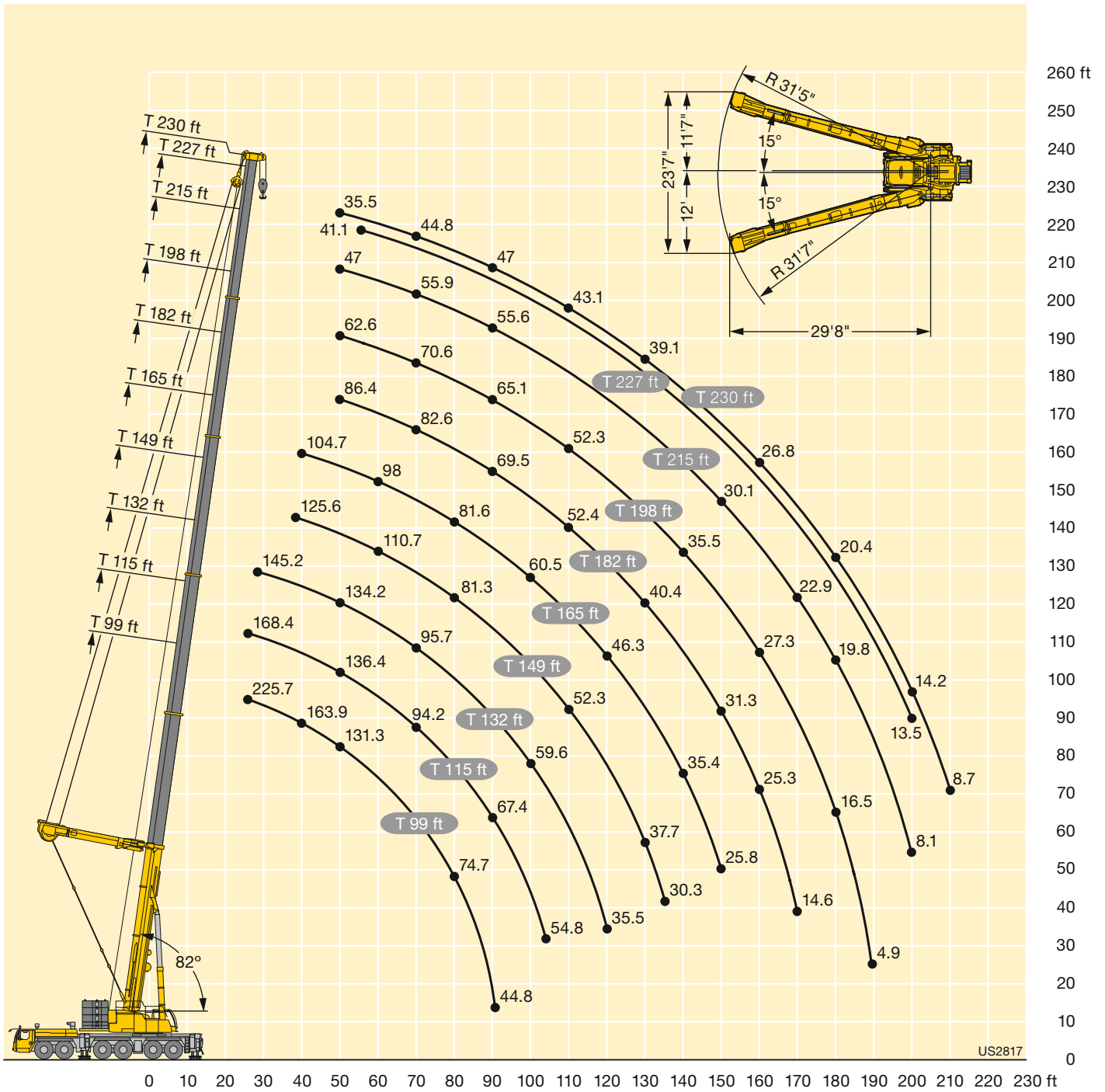
ft	99 ft	115 ft	132 ft	149 ft	165 ft	182 ft	198 ft	215 ft	227 ft	230 ft	ft
19	238.3		135.9								19
20	238.3	185.8	135.7								20
21	236.8	186.2	140.3								21
22	235.3	186.6	144.8								22
23	233.7	187	149.3								23
24	231.1	187.6	149.8								24
26	225.8	189	150.8								26
28	215.6	188.3	151.1	123.2							28
30	205	187	151.2	124.7	97.2						30
32	195.1	184.8	151.2	125.4	99.3						32
34	185.1	181.6	150.5	125.8	101.2						34
36	175.2	177.8	149.4	126.1	102.9						36
38	165.8	169	148.2	126	103.9	76.3					38
40	156.8	160.6	146.8	125.6	104.7	78.1	57.5				40
45	138.3	142.5	138.9	122.5	105.4	82.9	59.4	44.6			45
50	122.8	126.4	126.5	119	103.4	86.4	62.6	47	38.4	35.5	50
55	109	112.6	114.1	112.4	100.8	87.5	65.6	49.7	41.1	38.1	55
60	97.3	101	102.5	102.8	97.6	86.5	68.1	52.4	44.2	41.2	60
65	87.5	91.2	92.8	93.2	92.7	84.7	69.8	54.2	46.2	43.2	65
70	79.2	83	84.6	84.9	85.2	81.3	70.6	55.9	47.8	44.8	70
75	71.8	75.7	77.3	77.6	78	76.2	70.1	57.1	49.1	46.3	75
80	65.1	69.2	70.8	71.2	71.6	70.1	67.6	57.5	49.9	47.4	80
85	58.8	63.3	65.1	65.5	65.8	64.7	62.8	56.6	50	47.9	85
90	42.7	57.9	59.9	60.3	60.7	59.9	58.2	54.5	48.9	47	90
95		52.9	55	55.5	55.9	55.3	53.9	51.3	47.7	46.1	95
100		48	50.5	51.1	51.5	51.1	49.9	47.5	46	44.9	100
105			46.4	46.9	47.4	47	46.3	44	43.6	43.4	105
110			42.7	43.3	43.8	43.4	43	40.8	40.6	40.5	110
115			39.3	40	40.5	40.1	39.9	37.9	37.7	37.7	115
120			32.9	36.9	37.4	37.1	36.9	35.2	35.1	35.1	120
125				34	34.6	34.3	34.1	32.7	32.6	32.6	125
130				31.4	32	31.7	31.6	30.4	30.3	30.3	130
135				27.9	29.7	29.4	29.2	28.1	28.2	28.2	135
140					27.5	27.2	27	26	26.2	26.2	140
150					23.5	23.2	23.1	22.1	22.5	22.6	150
160						19.8	19.7	18.7	19.1	19.2	160
170						14.3	16.7	15.7	16.1	16.2	170
180							13.9	13	13.5	13.5	180
190							4.9	10.4	11	11	190
200								7.1	8.7	8.7	200
210										6.6	210

E

t_180_10405_00_000

Lifting heights Hauteurs de levage

TY



US2817

Lifting capacities Forces de levage

TF



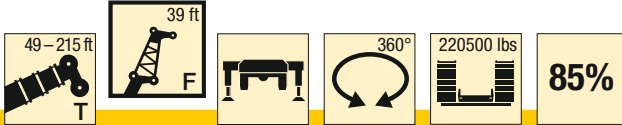
ft	49 + 8 ft*				132 + 8 ft*				149 + 8 ft*				165 + 8 ft*				182 + 8 ft*				198 + 8 ft*				215 + 8 ft*				ft	
	20 ft				20 ft				20 ft				20 ft				20 ft				20 ft									
	0°	20°	40°	60°	0°	20°	40°	60°	0°	20°	40°	60°	0°	20°	40°	60°	0°	20°	40°	60°	0°	20°	40°	60°	0°	20°	40°	60°		
11	99.3																											11		
12	98.9																												12	
13	98.1																												13	
14	96.3																												14	
15	94.3																												15	
16	91.6																												16	
17	89.1																												17	
18	86.7	74.6																											18	
20	81.9	72.4																											20	
22	77.5	69	61																										22	
24	73.4	65.9	59.9																										24	
26	69.5	63	57.7	53.6	99.2																								26	
28	66.3	60.4	55.6	53.2	98.5																								28	
30	63.2	57.9	53.7	52.4	97.4																								30	
32	60.3	55.7	51.9	50.9	95.5	75.9					79.8																		32	
34	57.8	53.7	50.3	49.6	93.3	74.8					79.8																		34	
36	55.3	51.8	48.7	48.3	90.7	73					79.8			65.5															36	
38	53.1	50.1	47.3	47.3	88.4	71.4	60.5				79.5	69.9			65.2							52.1							38	
40	51	48.4	46	46.4	86	69.8	59.7				78.8	68.9			64.6							52							40	
42	49.1	46.9	44.8	45.8	83.8	68.2	58.6	53.6			77.3	67.5	57.9		63.7							51.7							42	
44	47.3	45.5	43.7	45.2	81.5	66.7	57.6	53.6			75.4	66.2	57.3	53.4	62.4	61.7						51.4			41.2				44	
46	45.6	44.1	42.6	44.5	79.3	65.3	56.7	53.5			73.4	64.9	56.5	53.2	61	60.7						50.9			41.1				46	
48	44.2	42.9	41.7	40.7	77.3	64	55.8	52.8			71.5	63.7	55.7	52.6	59.5	59.2						49.9			40.8				48	
50	42.8	41.6	40.8	36.9	75.4	62.8	54.9	52.2			69.6	62.6	54.9	52	58.1	57.8	53.4	50.6				48.9	48.3		40.5	39.5		33	50	
55	39.6	38.8	38.8		70.8	59.8	52.8	50.6			65.1	59.8	53	50.6	54.6	54.3	52.4	49.8				46.3	46.2	46.5	46.1	39.2	38.8	37.9	32.5	55
60	37	36.5	34.8		66.6	57	50.9				61	57.3	51.3	49.3	51.3	51.1	50.7	48.6				43.7	43.8	44.4	45	37.5	37.4	37.4	31.7	60
65					63	54.6	49.2				57.1	54.9	49.7	48.1	48.4	48.2	48.4	47.5				41.3	41.4	42	42.8	35.6	35.7	35.9	36.4	65
70					59.7	52.3	47.6				53.4	52.4	48.1		45.5	45.5	45.7	45.8				39	39.2	39.7	40.5	33.8	34.1	34.3	34.9	70
75					56.7	50.3	46.1				50	49.6	46.6		42.9	42.9	43.1					36.9	37.1	37.6	38.3	32	32.4	32.8	33.3	75
80					54	48.4	44.8				46.7	46.7	45.1		40.4	40.4	40.6					34.8	35.1	35.5		30.4	30.8	31.2	31.8	80
85					51.5	46.7	43.6				43.8	43.7	43.4		38	38.1	38.1					32.9	33.2	33.6		28.8	29.2	29.7	30.3	85
90					49.2	45.2	42.5				41	41.1	41.1		35.8	35.8	36					31.1	31.5	31.8		27.3	27.7	28.2		90
95					47.2	43.6	41.5				38.5	38.6	38.8		33.7	33.7	33.9					29.4	29.8	30.1		25.8	26.3	26.7		95
100					45.2	42.2					36.2	36.3	36.5		31.6	31.7	32					27.8	28.1	28.4		24.4	24.9	25.3		100
105					43.5	40.8					34	34.1	34.3		29.6	29.8	30.2					26.2	26.5	26.7		23.1	23.6	24		105
110					41.9	39.6					31.9	32.2	32.4		27.9	28.1	28.5					24.7	25.1	25.3		21.9	22.4	22.8		110
115					40.2	38.5					30	30.3			26.2	26.4	26.8					23.3	23.6	23.8		20.7	21.2	21.6		115
120					38.2	37.3					28.3	28.5			24.6	24.8	25.3					21.9	22.3	22.5		19.6	20.1	20.4		120
125					35.7	36					26.7	26.8			23.1	23.3						20.6	21	21.2		18.5	19	19.2		125
130					33.3	33.9					25.4	25.4			21.8	21.9						19.3	19.7	20		17.5	17.9	18.1		130
135					31.1						24.2	24.2			20.5	20.6						18.1	18.6			16.4	16.9	17.1		135
140					29.1						23	23			19.3	19.5						17	17.5			15.4	15.9	16.1		140
145					26.6						22	22			18.2	18.5						16	16.4			14.5	15			145
150											20.9				17.3	17.5						15	15.4			13.6	14.1			150
155											20				16.4	16.6						14.1	14.5			12.8	13.2			155
160															15.6							13.3	13.6			12	12.4			160
165															14.8							12.6	12.9			11.4	11.6			165
170															14							12	12.2			10.7	11			170
175															13.4							11.3				10.1	10.4			175
180																						10.7				9.5	9.8			180
185																						10.1				9	9.2			185
190																						9.6				8.5	8.7			190
195																									8					195
200																									7.6					200
205																									7.2					205
210																									6.8					210
215																														215
220																														220

* adapter - pièce d'adaptateur

t_180_51105_00_000 / 51125_00_000 / 51145_00_000 / 51165_00_000

Lifting capacities Forces de levage

TF



F

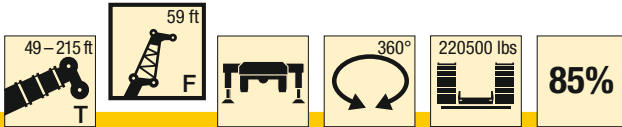
ft	49 + 8 ft*				132 + 8 ft*				149 + 8 ft*				165 + 8 ft*				182 + 8 ft*				198 + 8 ft*				215 + 8 ft*				ft
	39 ft				39 ft				39 ft				39 ft				39 ft				39 ft								
	0°	20°	40°	60°	0°	20°	40°	60°	0°	20°	40°	60°	0°	20°	40°	60°	0°	20°	40°	60°	0°	20°	40°	60°	0°	20°	40°	60°	
14	71.5																											14	
15	71.2																												15
16	69.9																												16
17	68.4																												17
18	66.7																												18
20	63.5																												20
22	60.7																												22
24	58																												24
26	55.5																												26
28	53.1	45.4																											28
30	50.8	44.4																											30
32	48.6	42.7			69.4																								32
34	46.6	41.1			67.6																								34
36	44.6	39.6			65.9			62.8																					36
38	42.8	38.2	34		64.2			61.5			52.5																		38
40	41.1	36.9	33.5		62.6			60.1			52.5																		40
42	39.6	35.7	32.5		61			58.9			52.3																		42
44	38.2	34.5	31.6		59.6	45.4		57.6			52.1			41.5															44
46	36.9	33.4	30.8	27	58.2	44.6		56.4			51.8			41.4															46
48	35.7	32.5	30	27	56.8	43.7		55.3			51			41.2															48
50	34.5	31.6	29.3	27	55.5	42.8		54.2	42.3		50.1			41			32.8												50
55	31.8	29.4	27.6	26.9	52.4	40.8	33.8	51.6	40.7	33	47.8	39.4		39.9			32.4								26.1				55
60	29.4	27.5	26.1	26.6	49.4	38.9	32.6	49.2	38.9	32.6	45.2	38.1		38.3			31.8								25.8				60
65	27.4	25.9	24.8	26	46.5	37.2	31.5	46.8	37.3	31.6	42.9	36.7	31.1	36.4	35.1		30.7								25.3				65
70	25.7	24.5	23.8	25.2	44	35.6	30.5	44.6	35.9	30.6	40.6	35.4	30.3	34.7	34	29.4	29.5	29.3							24.6	23			70
75	24.3	23.4	23		41.8	34.2	29.6	42.4	34.5	29.7	38.5	34.1	29.5	32.9	32.8	28.8	27	28.2	28.2	26.6					23.8	22.5			75
80	23	22.4	21.4		39.6	32.8	28.7	40.4	33.2	28.9	36.5	33	28.7	31.3	31.6	28.1	26.9	27	27.1	26					23	21.8			80
85					37.8	31.6	27.9	38.7	32.1	28.1	34.5	31.9	28	29.7	30.2	27.5	26.6	25.7	25.9	25	25.1				22.1	21.1	20.3		85
90					36	30.5	27.2	36.9	31	27.4	32.8	30.9	27.4	28.2	28.7	26.9	26.2	24.5	24.9	24.1	24.3				21.2	20.4	19.7	19.7	90
95					34.4	29.4	26.5	35.2	30	26.8	31.1	29.9	26.8	26.7	27.3	26.3	25.8	23.3	23.8	23.3	23.4				20.4	19.7	19.1	19.1	95
100					33	28.5	25.8	33.4	29.1	26.2	29.4	28.8	26.2	25.4	26	25.7		22.1	22.7	22.4	22.6				19.5	19.1	18.5	18.6	100
105					31.6	27.6	25.3	31.7	28.2	25.6	27.9	27.7	25.7	24.1	24.7	25		21	21.7	21.6					18.6	18.4	17.9	18	105
110					30.4	26.7	24.7	30	27.4	25.1	26.3	26.4	25.2	22.8	23.4	23.9		20	20.6	20.7					17.7	17.7	17.4	17.5	110
115					29.2	26	24.2	28.4	26.7	24.6	24.8	25.1	24.6	21.7	22.2	22.7		19	19.6	19.8					16.9	17.1	16.9		115
120					28.2	25.2		26.8	25.9	24.2	23.4	23.8	23.8	20.6	21	21.5		18	18.6	18.9					16.1	16.4	16.4		120
125					27.1	24.6		25.3	25.1	23.8	22.1	22.5	22.8	19.4	19.9	20.3		17.1	17.7	18.1					15.3	15.7	15.8		125
130					26.3	24		24	24.2	23.5	20.8	21.3	21.6	18.4	18.8	19.2		16.2	16.8	17.2					14.5	15	15.2		130
135					25.4	23.5		22.7	23.1		19.6	20.1	20.5	17.3	17.8	18.1		15.4	15.9	16.3					13.7	14.3	14.6		135
140					24.6	23		21.4	22		18.5	19	19.4	16.3	16.8	17.1		14.5	15	15.4					13	13.7	14		140
145					23.9	22.5		20.2	20.9		17.5	17.9		15.3	15.8	16.2		13.7	14.2	14.6					12.3	13	13.3		145
150					23.3	22.2		19.1	19.7		16.4	16.9		14.4	14.9	15.2		12.9	13.4	13.8					11.7	12.3	12.7		150
155					22.7			18.1	18.6		15.5	15.9		13.5	14			12.2	12.6	13					11	11.7	12		155
160					22.1			17.3	17.6		14.6	15		12.7	13.2			11.4	11.8	12.2					10.4	11	11.3		160
165					20.8			16.5			13.7	14.1		11.9	12.3			10.7	11.1						9.8	10.4	10.7		165
170								15.7			12.9	13.2		11.1	11.5			10	10.4						9.2	9.7	10		170
175								15.1			12.3	12.5		10.4	10.8			9.3	9.7						8.6	9.1	9.4		175
180											11.6			9.8	10.1			8.7	9.1						8	8.6			180
185											11			9.3	9.5			8.2	8.5						7.5	8			185
190											10.5			8.7	8.9			7.8	8						6.9	7.5			190
195											10			8.2				7.3	7.6						6.4	7			195
200														7.8				6.9	7.2						5.9	6.5			200
205														7.4				6.5	6.8						5.4	6			205
210														7				6.2							5	5.6			210
215																		5.8							4.5	5.1			215
220																		5.5							4.1	4.6			220
225																		5.2							3.7				225
230																		4.9							3.3				230
235																									2.9				235

* adapter - pièce d'adaptateur

t_180_51205_00_000 / 51225_00_000 / 51245_00_000 / 51265_00_000

Lifting capacities Forces de levage

TF



ft	49 + 8 ft*				132 + 8 ft*				149 + 8 ft*				165 + 8 ft*				182 + 8 ft*				198 + 8 ft*				215 + 8 ft*				ft	
	59 ft				59 ft				59 ft				59 ft				59 ft				59 ft									
	0°	20°	40°	60°	0°	20°	40°	60°	0°	20°	40°	60°	0°	20°	40°	60°	0°	20°	40°	60°	0°	20°	40°	60°	0°	20°	40°	60°		
18	52.4																												18	
20	51.5																												20	
22	49.4																												22	
24	47.5																												24	
26	45.5																												26	
28	43.8																												28	
30	42.2																												30	
32	40.6																												32	
34	39.1																												34	
36	37.7																												36	
38	36.3	30.8			51.3					47.2																			38	
40	35	30.3			48.9					46.7																			40	
42	33.8	29.4			47.7					45.7																			42	
44	32.6	28.5			46.6					44.8			41.4																44	
46	31.4	27.5			45.5					43.9			40.9																46	
48	30.4	26.7			44.5					43			40.2																48	
50	29.3	25.9			43.5					42.2			39.6			34					25.6								50	
55	27	24.1	22.4		41.2	30.4				40.2	29.5		38			33.7				25.6			20.3					55		
60	24.9	22.4	21.3		39	29.4				38.3	29.2		36.5			33.1				25.4			20.3					60		
65	23.1	21	20.1	15.8	37	28				36.6	28		35	27		31.9				25.1			20.1					65		
70	21.6	19.7	19	15.5	35	26.8	22.6			35	26.9		33.7	26.7		30.6	25.5			24.5			19.8					70		
75	20.2	18.6	18.1	15.3	33.2	25.7	22.1	16		33.4	25.8	21.9		32.4	26.1	21.2	29.3	25			23.8	22.8		19.3				75		
80	18.9	17.6	17.3	15.2	31.5	24.7	21.4	15.9		31.9	24.8	21.4		31.2	25.2	21	27.9	24.2			23.1	22.5		18.9				80		
85	17.8	16.7	16.5	15	29.9	23.7	20.7	15.7		30.5	23.9	20.7	15.7	30	24.3	20.5	26.6	23.4	20		22.3	21.9		18.4	17.4			85		
90	16.8	15.9	15.9		28.5	22.8	20.1	15.6		29.2	23.1	20.2	15.6	28.8	23.5	20	25.4	22.7	19.5	15.4	21.5	21.2		17.8	16.9			90		
95	16	15.3			27.2	22	19.5			27.9	22.3	19.7	15.4	27.6	22.8	19.5	24.2	22.1	19.1	15.4	20.6	20.4	18.4	15.2	17.3	16.3	15		95	
100					26	21.2	19			26.6	21.5	19.2	15.4	26.5	22.1	19.1	23	21.5	18.7	15.3	19.8	19.7	18	15.2	16.7	15.8	14.9		100	
105					24.8	20.5	18.5			25.6	20.8	18.7		25.4	21.4	18.6	21.9	20.9	18.3	15.2	18.9	19	17.7	15.2	16.1	15.3	14.6		105	
110					23.8	19.8	18.1			24.6	20.2	18.3		24.3	20.8	18.2	20.9	20.3	17.9	15.2	18.1	18.3	17.4	15.2	15.5	14.8	14.2	13.9		110
115					22.8	19.2	17.6			23.6	19.6	17.9		23.1	20.2	17.9	19.8	19.8	17.6	15.2	17.2	17.6	17	15.2	14.9	14.3	13.8	13.7		115
120					21.9	18.6	17.2			22.7	19	17.5		22	19.6	17.5	18.8	19.2	17.3		16.4	16.9	16.6	15.2	14.3	13.9	13.4	13.4		120
125					21	18	16.9			21.9	18.5	17.1		20.8	19.1	17.2	17.9	18.5	17		15.6	16.3	16.1		13.7	13.4	13	13.1		125
130					20.3	17.5	16.5			21.1	18	16.8		19.7	18.6	16.9	17	17.7	16.7		14.9	15.6	15.6		13.1	13	12.6	12.7		130
135					19.6	17	16.2			20.4	17.5	16.5		18.7	18.1	16.6	16.2	16.9	16.4		14.1	14.9	15		12.5	12.6	12.2			135
140					18.9	16.6				19.6	17.1	16.2		17.6	17.6	16.3	15.3	16	16		13.5	14.2	14.5		11.9	12.2	11.9			140
145					18.2	16.2				18.9	16.7	16		16.7	17	16	14.4	15.2	15.6		12.8	13.5	13.9		11.3	11.7	11.6			145
150					17.6	15.8				18.2	16.3	15.7		15.7	16.3	15.8	13.7	14.4	14.9		12.1	12.8	13.3		10.8	11.3	11.2			150
155					17	15.5				17.4	15.9			14.8	15.6	15.5	12.9	13.6	14.1		11.4	12.1	12.6		10.2	10.8	10.9			155
160					16.5	15.2				16.6	15.6			14	14.8	15	12.1	12.9	13.3		10.8	11.5	12		9.6	10.3	10.5			160
165					16	14.9				15.8	15.3			13.2	14		11.3	12.1	12.6		10.2	10.8	11.3		9.1	9.8	10.1			165
170					15.6	14.6				14.9	14.9			12.4	13.2		10.7	11.5	11.8		9.6	10.2	10.6		8.6	9.3	9.7			170
175					15.2					14.1	14.4			11.7	12.4		10	10.8			9	9.6	10		8.1	8.7	9.2			175
180					14.8					13.3	13.7			11	11.7		9.3	10.1			8.5	9	9.4		7.6	8.2	8.6			180
185					14					12.7				10.3	11		8.7	9.5			7.9	8.4			7.1	7.8	8.1			185
190										12.1				9.6	10.3		8.2	8.8			7.4	7.9			6.6	7.3	7.6			190
195										11.6				9.1	9.7		7.7	8.2			6.9	7.4			6.2	6.8	7.2			195
200														8.6			7.3	7.7			6.5	6.9			5.7	6.3				200
205														8.2			6.9	7.2			6.1	6.4			5.3	5.9				205
210														7.7			6.5	6.7			5.8	6			4.8	5.4				210
215														7.4			6.2				5.4	5.7			4.4	5				215
220																	5.8				5.1	5.4			4	4.5				220
225																	5.5				4.8	5			3.6	4.1				225
230																	5.2				4.5				3.2	3.6				230
235																					4.2				2.8	3.2				235
240																					3.8				2.8					240

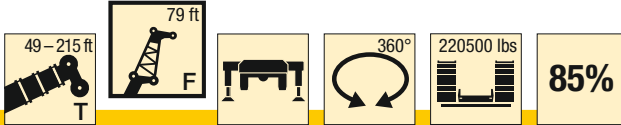
F

* adapter · pièce d'adaptateur

t_180_51305_00_000 / 51325_00_000 / 51345_00_000 / 51365_00_000

Lifting capacities Forces de levage

TF



F

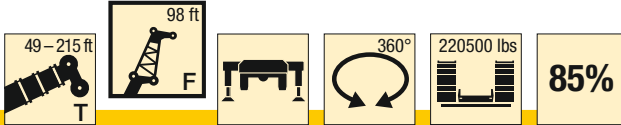
ft	49 + 8 ft*				132 + 8 ft*				149 + 8 ft*				165 + 8 ft*				182 + 8 ft*				198 + 8 ft*				215 + 8 ft*				ft
	79 ft				79 ft				79 ft				79 ft				79 ft				79 ft								
	0°	20°	40°	60°	0°	20°	40°	60°	0°	20°	40°	60°	0°	20°	40°	60°	0°	20°	40°	60°	0°	20°	40°	60°	0°	20°	40°	60°	
22	39.6																												22
24	38.8																												24
26	37.6																												26
28	36.2																												28
30	34.9																												30
32	33.7																												32
34	32.6																												34
36	31.5																												36
38	30.5				39.5																								38
40	29.5				38.9																								40
42	28.6				38			35.9																					42
44	27.7				37.2			35.5																					44
46	26.8				36.3			34.8																					46
48	26				35.5			34.2																					48
50	25.2	22.4			34.8			33.5				31.1																	50
55	23.2	21.2			32.9			31.9				30		26.5				21.2											55
60	21.4	19.6			31.2			30.4				28.8		26.1			21.1												60
65	19.8	18.3			29.7	22.9		29.1				27.7		25.6			21			16.5									65
70	18.4	17.1			28.3	22		27.8	21.6			26.6		25			20.6			16.3									70
75	17.1	16	14.6		26.9	21		26.6	21			25.6	20.2	24.3			20.2			16									75
80	16	15.1	14		25.6	20.1		25.5	20.1			24.7	19.7	23.6			19.7			15.7									80
85	15	14.2	13.3	9.4	24.4	19.3	15.3	24.5	19.3			23.7	19	22.8	18.3		19.1			15.3									85
90	14.1	13.4	12.6	9.3	23.2	18.5	15	23.4	18.6	14.9		22.9	18.3	22.1	17.7		18.5	16.5		14.8									90
95	13.3	12.7	12.1	9.1	22	17.8	14.6	9.6	22.4	17.9	14.6	22	17.7	14.5	21.3	17.1	17.8	16.1		14.4	13								95
100	12.5	12.1	11.5	9.1	21	17.1	14.3	9.5	21.4	17.2	14.3	9.5	21.2	17.1	14.2	9.4	20.5	16.6	13.8	17.2	15.7			14	12.7				100
105	11.8	11.4	11.1	9	20	16.4	13.9	9.4	20.5	16.6	14	9.4	20.4	16.5	13.9	9.4	19.6	16.1	13.6	16.5	15.3			13.6	12.4				105
110	11.2	10.9	10.7		19.1	15.8	13.5	9.3	19.6	16.1	13.6	9.3	19.7	16	13.5	9.3	18.7	15.6	13.3	9.2	15.9	14.9	12.8		13.2	12			110
115	10.7	10.5			18.3	15.3	13.1		18.8	15.6	13.2	9.2	18.9	15.5	13.2	9.2	17.9	15.2	13	9.2	15.2	14.5	12.5	9.1	12.7	11.7	10.3		115
120					17.5	14.8	12.8		18.1	15.1	12.9	9.2	18.2	15	12.9	9.1	17.1	14.7	12.7	9.1	14.6	14.1	12.3	9.1	12.2	11.3	10.1		120
125					16.8	14.3	12.5		17.4	14.6	12.6		17.5	14.6	12.6	9.1	16.3	14.3	12.4	9.1	13.9	13.7	12	9	11.8	11	9.9		125
130					16.1	13.8	12.2		16.6	14.1	12.3		16.9	14.2	12.3	9.1	15.5	13.9	12.1	9	13.3	13.4	11.8	9	11.3	10.6	9.7	8.9	130
135					15.4	13.4	11.9		16	13.7	12		16.3	13.8	12		14.7	13.6	11.9	9	12.7	13	11.6	9	10.9	10.3	9.5	8.9	135
140					14.8	12.9	11.6		15.5	13.3	11.8		15.7	13.4	11.8		14	13.2	11.7		12	12.6	11.4	9	10.4	9.9	9.3	8.9	140
145					14.3	12.5	11.4		14.9	12.9	11.5		15.1	13	11.6		13.4	12.9	11.5		11.4	12.1	11.2		9.9	9.6	9.1	8.9	145
150					13.7	12.2	11.1		14.4	12.5	11.3		14.4	12.7	11.4		12.7	12.6	11.3		10.8	11.6	11.1		9.4	9.3	8.9	8.9	150
155					13.2	11.8	10.9		13.9	12.2	11.1		13.7	12.4	11.2		12	12.2	11.1		10.3	11.1	10.9		9	9	8.7		155
160					12.8	11.5			13.4	11.9	10.9		13	12.1	11		11.4	11.8	10.9		9.7	10.6	10.7		8.5	8.7	8.4		160
165					12.3	11.2			13	11.6	10.8		12.3	11.8	10.8		10.7	11.3	10.8		9.2	10.1	10.4		8	8.4	8.2		165
170					11.9	10.9			12.6	11.3	10.6		11.7	11.5	10.7		10.1	10.8	10.6		8.7	9.5	10		7.6	8.1	7.9		170
175					11.5	10.7			12.2	11			11	11.2	10.5		9.5	10.2	10.4		8.1	9	9.5		7.1	7.8	7.7		175
180					11.2	10.5			11.8	10.8			10.3	10.8	10.4		8.9	9.6	10		7.6	8.5	9		6.6	7.4	7.5		180
185					10.8	10.3			11.4	10.6			9.7	10.4			8.4	9.1	9.5		7.1	8	8.5		6.2	7	7.3		185
190					10.5	10.1			11	10.4			9.1	9.9			7.8	8.5	9		6.6	7.5	8		5.8	6.6	7.1		190
195					10.2				10.5	10.2			8.5	9.4			7.3	8			6.2	7	7.5		5.4	6.2	6.8		195
200					10				10	10.1			8	8.8			6.8	7.5			5.7	6.5	7		5	5.8	6.4		200
205									9.4				7.5	8.2			6.3	7			5.3	6.1			4.6	5.4	6		205
210									9				7.1	7.6			5.9	6.5			5	5.6			4.2	4.9	5.5		210
215									8.6				6.7	7.2			5.5	6			4.6	5.1			3.8	4.5	5		215
220													6.4				5.2	5.6			4.3	4.8			3.4	4.1			220
225													6.1				4.9	5.2			4	4.4			3	3.7			225
230													5.7				4.6	4.9			3.6	4				3.3			230
235													5.5				4.2				3.3	3.7				2.8			235
240																	3.9				3	3.4							240
245																	3.6					3							245

* adapter · pièce d'adaptateur

t_180_51405_00_000 / 51425_00_000 / 51445_00_000 / 51465_00_000

Lifting capacities Forces de levage

TF



ft	49 + 8 ft*				132 + 8 ft*				149 + 8 ft*				165 + 8 ft*				182 + 8 ft*				198 + 8 ft*				215 + 8 ft*				ft
	98 ft				98 ft				98 ft				98 ft				98 ft				98 ft								
	0°	20°	40°	60°	0°	20°	40°	60°	0°	20°	40°	60°	0°	20°	40°	60°	0°	20°	40°	60°	0°	20°	40°	60°	0°	20°	40°	60°	
26	27																									26			
28	27																										28		
30	27																										30		
32	27																										32		
34	27																										34		
36	26.9																										36		
38	26.4																										38		
40	25.7																										40		
42	25				27																						42		
44	24.2				27				27																		44		
46	23.5				27				27																		46		
48	22.9				27				26.9																		48		
50	22.2				27				26.9			25															50		
55	20.7				26.8				26.3			24.5			21.3												55		
60	19.3 16.5				26.2				25.4			23.8			21.1												60		
65	17.9 15.7				25.1				24.3			22.9			20.7						17.2						65		
70	16.6 14.8				23.9				23.3			22			20.2					17				13.1			70		
75	15.4 13.9				22.8 16.5				22.3			21.2			19.6					16.8				12.9			75		
80	14.4 13				21.8 16.2				21.4			20.4			19					16.6				12.8			80		
85	13.4 12.2 10.2				20.8 15.6				20.5 15.5			19.7			18.4					16.2				12.5			85		
90	12.5 11.4 9.8				19.9 15				19.7 15			19 14.6			17.8					15.8				12.2			90		
95	11.7 10.8 9.3				19 14.4				18.9 14.4			18.3 14.2			17.3 13.5					15.3				11.9			95		
100	11 10.1 9				18 13.8 10.2				18.2 13.9			17.7 13.7			16.7 13.2					14.8 12.1				11.5			100		
105	10.4 9.6 8.6 6				17.2 13.3 10				17.4 13.4			17.1 13.2			16.2 12.8					14.3 12				11.1			105		
110	9.7 9.1 8.3 5.9				16.4 12.8 9.7				16.7 12.9 9.7			16.5 12.7 9.6			15.7 12.3					13.9 11.7				10.8 9.4			110		
115	9.2 8.6 8 5.9				15.6 12.3 9.5 6.1				16 12.4 9.5			15.9 12.3 9.4			15.2 11.9 9.2					13.4 11.3				10.5 9.1			115		
120	8.7 8.2 7.8 5.8				14.9 11.8 9.2 6.1				15.3 12 9.3 6.1			15.3 11.9 9.2 6			14.7 11.6 9.1					12.8 11				10.1 8.8			120		
125	8.2 7.8 7.6 5.8				14.2 11.4 9 6				14.7 11.5 9.1 6			14.7 11.5 9 6			14.2 11.2 8.9					12.3 10.7				9.8 8.6			125		
130	7.8 7.5 7.4				13.6 10.9 8.8 6				14.1 11.1 8.9 6			14.1 11.1 8.8 6			13.7 10.9 8.8 5.9					11.8 10.4 8.6				9.5 8.3			130		
135	7.5 7.2				13 10.6 8.6				13.5 10.8 8.7 5.9			13.6 10.8 8.7 5.9			13.1 10.6 8.6 5.9					11.3 10.2 8.4 5.8				9.2 8.1 7.2			135		
140					12.5 10.2 8.4				12.9 10.4 8.5 5.9			13.1 10.4 8.5 5.9			12.6 10.3 8.5 5.8					10.8 9.9 8.3 5.8				8.8 7.9 7			140		
145					11.9 9.8 8.3				12.4 10.1 8.4			12.6 10.1 8.4 5.8			12.1 10 8.3 5.8					10.3 9.6 8.2 5.8				8.5 7.7 6.9			145		
150					11.4 9.5 8.1				12 9.7 8.2			12.1 9.8 8.2 5.8			11.5 9.7 8.2 5.8					9.7 9.4 8.1 5.8				8.2 7.5 6.8 5.7			150		
155					11 9.2 8				11.5 9.4 8.1			11.7 9.5 8.1			11 9.4 8.1 5.8					9.2 9.1 8 5.8				7.8 7.3 6.6 5.7			155		
160					10.6 8.9 7.9				11.1 9.2 8			11.3 9.3 8			10.4 9.2 8					8.7 8.9 7.9 5.8				7.4 7.1 6.5 5.7			160		
165					10.2 8.6 7.8				10.6 8.9 7.9			10.9 9 7.9			9.9 8.9 7.8					8.2 8.6 7.7				7 6.9 6.4 5.7			165		
170					9.7 8.4 7.6				10.3 8.6 7.8			10.5 8.7 7.8			9.3 8.7 7.7					7.8 8.4 7.6				6.6 6.7 6.3 5.7			170		
175					9.4 8.1 7.5				9.9 8.4 7.6			10.2 8.5 7.7			8.8 8.5 7.6					7.3 8.1 7.5				6.2 6.5 6.2			175		
180					9 7.9				9.6 8.2 7.5			9.7 8.3 7.6			8.3 8.3 7.5					6.9 7.8 7.4				5.8 6.3 6.1			180		
185					8.7 7.7				9.2 8 7.4			9.3 8.1 7.5			7.8 8 7.4					6.4 7.4 7.3				5.4 6.1 5.9			185		
190					8.4 7.5				8.9 7.8 7.3			8.7 7.9 7.4			7.3 7.8 7.4					6 7 7.3				5 5.9 5.8			190		
195					8.1 7.4				8.6 7.6			8.2 7.7 7.3			6.8 7.5 7.3					5.5 6.6 7.1				4.7 5.7 5.7			195		
200					7.9 7.2				8.4 7.5			7.8 7.6 7.2			6.4 7.1 7.2					5.1 6.1 6.8				4.3 5.3 5.5			200		
205					7.6 7.1				8.1 7.3			7.3 7.4			5.9 6.8 7					4.7 5.7 6.5				3.9 4.9 5.4			205		
210					7.4				7.9 7.2			6.9 7.2			5.4 6.3					4.3 5.3 6				3.6 4.5 5.1			210		
215					7.3				7.7 7.1			6.5 6.9			5 5.9					3.9 4.9 5.6				3.2 4.2 4.8			215		
220					7.1				7.4 7			6.1 6.6			4.6 5.4					3.6 4.5 5.1				3.8 4.5			220		
225									7.2			5.7 6.2			4.2 5					3.3 4.1				3.4 4.1			225		
230									6.9			5.3 5.8			3.9 4.5					3.7				3.7			230		
235									6.6			4.9 5.4			3.6 4.1					3.3				3.3			235		
240									4.6			4.4			3.3 3.7					2.9							240		
245									4.4			4.1			3 3.4												245		
250									4.1			3.8			3.1												250		
255									3.8																		255		

* adapter · pièce d'adaptateur

t_180_51505_00_000 / 51525_00_000 / 51545_00_000 / 51565_00_000

Lifting capacities Forces de levage

TF



ft	49 + 8 ft*				132 + 8 ft*				149 + 8 ft*				165 + 8 ft*				182 + 8 ft*				ft
	118 ft				118 ft				118 ft				118 ft				118 ft				
	0°	20°	40°	60°	0°	20°	40°	60°	0°	20°	40°	60°	0°	20°	40°	60°	0°	20°	40°	60°	
28	24.2																				28
30	24																				30
32	23.6																				32
34	23.1																				34
36	22.4																				36
38	21.9																				38
40	21.3																				40
42	20.8																				42
44	20.3				24.1																44
46	19.8				23.9																46
48	19.3				23.6																48
50	18.8				23.2				21.7												50
55	17.7				22.2				21.2				19.3								55
60	16.6				21.3				20.4				19								60
65	15.6				20.4				19.6				18.3				16.6				65
70	14.5	12			19.6				18.9				17.7				16.2				70
75	13.5	11.5			18.8				18.2				17.2				15.8				75
80	12.6	10.9			18				17.5				16.6				15.3				80
85	11.7	10.2			17.3				16.9				16				14.9				85
90	10.9	9.6			16.5	11.8			16.2				15.5				14.4				90
95	10.2	9			15.8	11.4			15.6	11.3			15				14				95
100	9.5	8.5	6.9		15.1	11			15	10.9			14.4	10.6			13.6				100
105	8.9	8.1	6.7		14.4	10.5			14.4	10.5			14	10.3			13.1				105
110	8.3	7.7	6.4		13.8	10.1			13.8	10.1			13.5	9.9			12.7	9.5			110
115	7.9	7.3	6.2		13.1	9.7	6.9		13.2	9.7			13	9.5			12.3	9.2			115
120	7.4	6.9	6	3.4	12.5	9.3	6.9		12.7	9.4	6.7		12.5	9.2			11.9	8.9			120
125	7	6.6	5.8	3.3	11.9	9	6.7		12.1	9	6.7		12	8.9			11.6	8.6			125
130	6.7	6.3	5.6	3.2	11.4	8.6	6.5		11.6	8.7	6.5		11.6	8.6	6.5		11.2	8.3			130
135	6.3	6	5.4	3.2	10.8	8.3	6.3	3.6	11.1	8.4	6.4		11.1	8.3	6.3		10.8	8.1	6.2		135
140	6	5.7	5.3	3.2	10.3	8.1	6.2	3.6	10.7	8.1	6.2	3.6	10.7	8.1	6.2		10.4	7.9	6.1		140
145	5.7	5.5	5.2	3.1	9.8	7.8	6.1	3.6	10.2	7.9	6.1	3.6	10.2	7.8	6.1	3.6	10	7.6	6		145
150	5.5	5.3	5.2		9.4	7.5	5.9	3.6	9.8	7.6	6	3.6	9.9	7.6	6	3.6	9.6	7.4	5.9	3.6	150
155	5.2	5.1			9	7.3	5.8		9.3	7.4	5.8	3.6	9.5	7.4	5.9	3.6	9.3	7.3	5.8	3.6	155
160					8.6	7.1	5.7		9	7.2	5.7	3.6	9.1	7.2	5.7	3.6	8.9	7.1	5.7	3.6	160
165					8.2	6.9	5.6		8.6	7	5.6		8.8	7	5.7	3.6	8.5	6.9	5.6	3.6	165
170					7.9	6.7	5.5		8.3	6.8	5.5		8.4	6.9	5.6	3.6	8.2	6.8	5.5	3.6	170
175					7.6	6.4	5.4		7.9	6.6	5.5		8.1	6.7	5.5		7.8	6.6	5.5	3.6	175
180					7.3	6.3	5.3		7.7	6.4	5.4		7.9	6.5	5.4		7.4	6.5	5.4		180
185					7.1	6.1	5.3		7.4	6.3	5.3		7.6	6.4	5.3		7	6.3	5.3		185
190					6.8	5.9	5.2		7.2	6.1	5.3		7.3	6.2	5.3		6.6	6.2	5.3		190
195					6.6	5.7	5.2		6.9	5.9	5.2		7.1	6	5.2		6.2	6.1	5.2		195
200					6.4	5.6			6.7	5.8	5.2		6.8	5.9	5.2		5.8	5.9	5.2		200
205					6.1	5.5			6.5	5.6	5.2		6.5	5.8	5.2		5.3	5.7	5.1		205
210					5.9	5.3			6.3	5.5			6.2	5.6	5.1		5	5.5	5.1		210
215					5.8	5.2			6.1	5.4			6	5.5	5.1		4.6	5.3	5.1		215
220					5.6	5.1			5.9	5.3			5.6	5.4	5.1		4.2	5.1	5.1		220
225					5.4	5			5.7	5.2			5.3	5.3			3.8	4.8	5		225
230					5.3				5.6	5.1			4.9	5.2			3.4	4.4			230
235					5.1				5.4	5			4.5	5			3	4			235
240					5				5.3	4.9			4.2	4.8				3.6			240
245					5.2				5.2				3.8	4.5				3.2			245
250					5				5				3.5	4.1							250
255					4.9				4.9				3.2	3.7							255
260													2.9								260

* adapter · pièce d'adaptateur

t_180_51605_00_000 / 51625_00_000 / 51645_00_000 / 51665_00_000

Lifting capacities Forces de levage

TF



ft	198 + 8 ft*				215 + 8 ft*				227 + 8 ft*				230 + 8 ft*	ft
	118 ft				118 ft				118 ft				118 ft	
	0°	20°	40°	60°	0°	20°	40°	60°	0°	20°	40°	60°	0°	
70	13.7													70
75	13.5				9.6									75
80	13.3				9.5				6.3				5.5	80
85	13.1				9.4				6.4				5.5	85
90	12.8				9.3				6.4				5.5	90
95	12.5				9.2				6.4				5.5	95
100	12.2				9				6.3				5.5	100
105	11.9				8.9				6.2				5.5	105
110	11.6				8.8				6.1				5.4	110
115	11.3	8.5			8.5				6				5.4	115
120	10.9	8.3			8.2	6.9			5.9				5.3	120
125	10.6	8.1			8	6.8			5.7				5.3	125
130	10.2	7.8			7.7	6.6			5.6	6			5.2	130
135	9.8	7.6			7.4	6.5			5.3	5.8			5	135
140	9.4	7.5	5.9		7.2	6.3			5.1	5.7			4.8	140
145	9	7.3	5.9		6.9	6.1			4.8	5.5			4.5	145
150	8.6	7.1	5.8		6.7	5.9			4.4	5.4			4.2	150
155	8.2	7	5.7		6.4	5.8			4.1	5.1			3.8	155
160	7.7	6.8	5.6	3.5	6.2	5.6	5		3.7	4.9			3.5	160
165	7.3	6.7	5.5	3.5	5.9	5.5	4.8		3.2	4.6			3.1	165
170	6.9	6.6	5.5	3.6	5.6	5.3	4.7		2.8	4.3	4.3		2.7	170
175	6.5	6.4	5.4	3.6	5.3	5.2	4.6	3.6		4	4.2			175
180	6.1	6.3	5.3	3.6	5	5.1	4.5	3.6		3.6	4.1	3.6		180
185	5.7	6.1	5.3		4.7	4.9	4.4	3.6		3.2	4	3.6		185
190	5.3	6	5.2		4.3	4.8	4.3	3.6		2.8	3.9	3.6		190
195	4.9	5.8	5.2		4	4.6	4.3				3.6			195
200	4.5	5.6	5.1		3.6	4.4	4.2				3.3			200
205	4.1	5.3	5.1		3.3	4.2	4.1							205
210	3.8	4.9	5			4	4							210
215	3.4	4.6	4.9			3.8	4							215
220	3	4.2	4.8			3.4	3.8							220
225		3.8	4.5			3.1	3.7							225
230		3.4	4.2				3.5							230
235		3.1	3.8				3.2							235
240			3.4				2.8							240

F

* Adapter · adapter

t_180_51605_00_000 / 51625_00_000 / 51645_00_000 / 51665_00_000

Lifting capacities Forces de levage

TF



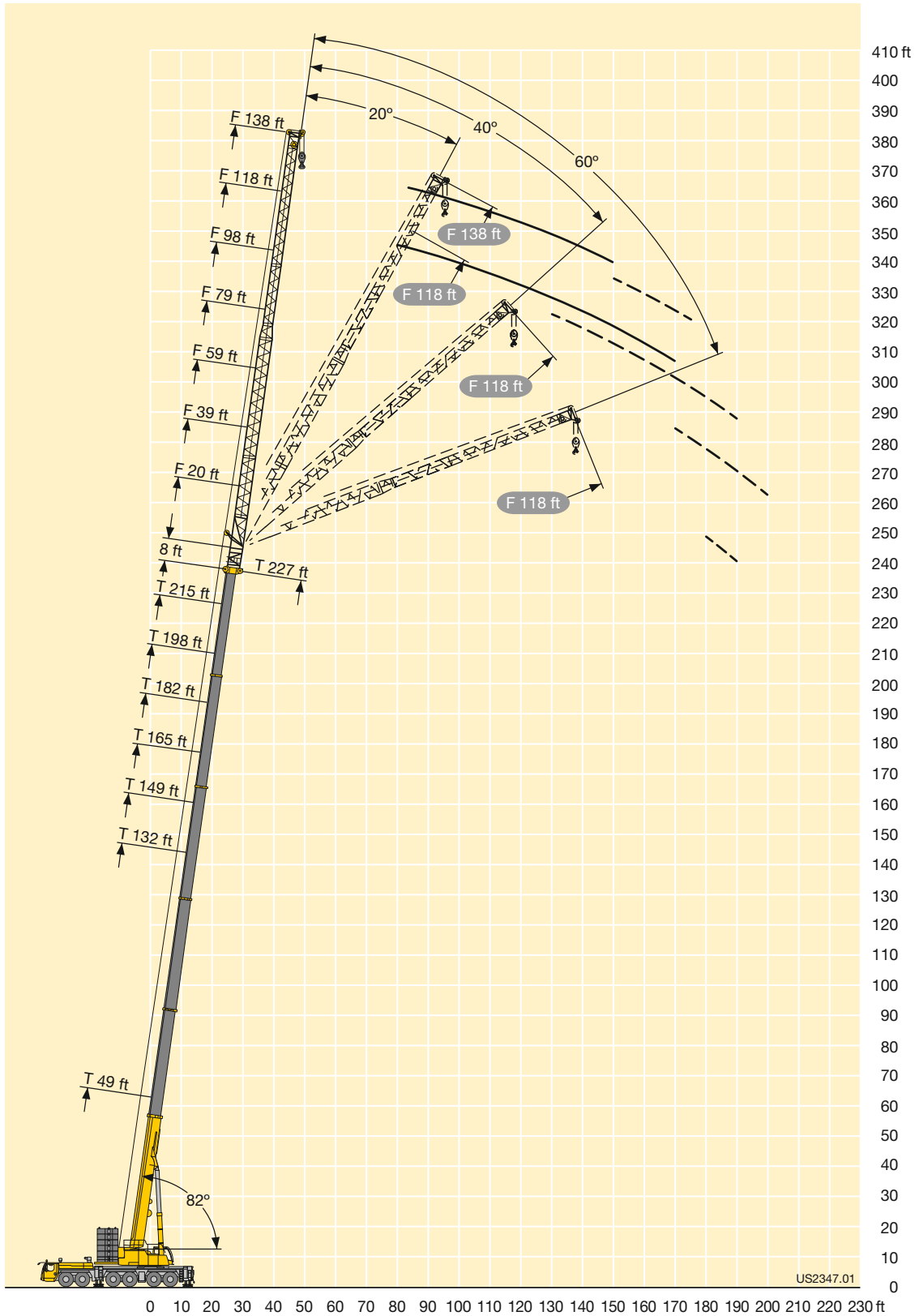
ft	49 + 8 ft*			132 + 8 ft*			149 + 8 ft*			165 + 8 ft*			182 + 8 ft*			198 + 8 ft*			215 + 8 ft*		227 + 8 ft*		ft	
	138 ft			138 ft			138 ft			138 ft			138 ft			138 ft			138 ft		138 ft			
	0°	20°	40°	0°	20°	40°	0°	20°	40°	0°	20°	40°	0°	20°	40°	0°	20°	40°	0°	20°	0°	20°		
32	18.7																						32	
34	18.6																							34
36	18.4																							36
38	17.9																							38
40	17.5																							40
42	17.1																							42
44	16.6																							44
46	16.2																							46
48	15.9																							48
50	15.5			18.5																				50
55	14.6			17.9			16.8																	55
60	13.8			17.2			16.4																	60
65	13			16.4			15.7			14.6														65
70	12.3			15.8			15.1			14.1			12.8											70
75	11.5			15.1			14.5			13.7			12.5			10.8								75
80	10.8			14.5			14			13.2			12.1			10.7								80
85	10.1	8.4		13.9			13.5			12.8			11.7			10.5			7.1		3.6			85
90	9.5	7.9		13.4			13			12.3			11.4			10.2			7		3.6			90
95	8.9	7.5		12.9			12.5			11.9			11.1			9.9			6.9		3.5			95
100	8.3	7.1		12.3	8.6		12.1	8.3		11.6			10.8			9.6			6.8		3.5			100
105	7.8	6.7		11.8	8.3		11.6	8.2		11.2			10.4			9.4			6.7		3.5			105
110	7.3	6.3		11.3	7.9		11.2	7.9		10.8	7.6		10.1			9.1			6.6		3.5			110
115	6.9	6	4.6	10.8	7.6		10.7	7.6		10.4	7.4		9.8	6.9		8.8			6.5		3.5			115
120	6.5	5.7	4.5	10.3	7.4		10.3	7.3		10	7.2		9.5	6.9		8.6			6.4		3.5			120
125	6.1	5.4	4.3	9.8	7.1		9.9	7		9.7	6.9		9.2	6.7		8.3			6.2		3.4			125
130	5.8	5.2	4	9.4	6.8		9.5	6.8		9.3	6.7		8.9	6.5		8.1	6.1		6		3.4			130
135	5.5	4.9	3.8	9	6.6	4.8	9.1	6.6		9	6.5		8.5	6.3		7.8	5.9		5.8		3.3			135
140	5.2	4.7	3.6	8.6	6.4	4.7	8.7	6.4	4.6	8.6	6.3	4.5	8.2	6.1		7.6	5.8		5.7	4.8	3.2			140
145	4.9	4.5	3.5	8.2	6.1	4.5	8.4	6.2	4.5	8.3	6.1	4.5	7.9	5.9		7.4	5.6		5.5	4.6	3.1			145
150	4.6	4.3	3.3	7.8	5.9	4.4	8	6	4.4	8	5.9	4.4	7.7	5.7		7.2	5.5		5.3	4.5	2.9	3.7		150
155	4.4	4	3.2	7.5	5.7	4.3	7.7	5.8	4.3	7.7	5.7	4.3	7.5	5.6	4.2	6.9	5.3		5	4.3		3.6		155
160	4.2	3.8	3.1	7.2	5.5	4.2	7.4	5.6	4.2	7.4	5.6	4.2	7.2	5.4	4.1	6.7	5.2		4.8	4.2		3.4		160
165	3.9	3.6	3.1	6.9	5.4	4.1	7.1	5.4	4.1	7.2	5.4	4.1	7	5.3	4	6.3	5.1		4.6	4.1		3.3		165
170	3.8	3.5	3	6.6	5.2	4	6.8	5.3	4	6.9	5.3	4	6.7	5.1	3.9	6	4.9	3.9	4.4	3.9		3.2		170
175	3.6	3.4		6.3	5	3.9	6.6	5.1	3.9	6.7	5.1	3.9	6.5	5	3.9	5.7	4.8	3.8	4.2	3.8		3		175
180				6.1	4.9	3.8	6.3	5	3.8	6.5	5	3.8	6.2	4.9	3.8	5.3	4.7	3.7	4	3.7				180
185				5.9	4.8	3.7	6.1	4.8	3.7	6.2	4.8	3.7	6	4.8	3.7	5	4.6	3.6	3.8	3.6				185
190				5.6	4.6	3.6	5.9	4.7	3.7	6	4.7	3.7	5.7	4.6	3.7	4.6	4.5	3.6	3.5	3.4				190
195				5.4	4.5	3.6	5.7	4.6	3.6	5.8	4.6	3.6	5.5	4.5	3.6	4.3	4.4	3.5	3.2	3.3				195
200				5.2	4.4	3.5	5.5	4.4	3.5	5.6	4.5	3.6	5.1	4.4	3.5	3.9	4.3	3.5	2.8	3.2				200
205				5	4.2	3.5	5.3	4.3	3.5	5.4	4.4	3.5	4.8	4.3	3.5	3.6	4.2	3.4		3				205
210				4.8	4.1	3.4	5.1	4.2	3.4	5.2	4.3	3.5	4.4	4.2	3.4	3.2	4.1	3.4		2.9				210
215				4.6	4	3.4	4.9	4.1	3.4	5	4.2	3.4	4	4.1	3.4	2.8	4	3.4		2.7				215
220				4.5	3.9		4.7	4	3.4	4.8	4.1	3.4	3.7	4	3.4		3.8	3.3						220
225				4.3	3.8		4.6	3.9	3.4	4.5	4	3.3	3.3	3.9	3.3		3.5	3.3						225
230				4.1	3.7		4.4	3.8		4.3	3.9	3.3		3.7	3.3		3.1	3.3						230
235				4	3.6		4.3	3.7		4.1	3.8	3.3		3.6	3.3		2.8	3.2						235
240				3.9	3.5		4.1	3.6		3.8	3.7	3.3		3.4	3.3			3.1						240
245				3.7	3.4		4	3.6		3.4	3.6			3.1	3.3			2.9						245
250				3.6			3.9	3.5		3.1	3.5													250
255				3.5			3.8	3.4		2.8	3.4													255
260				3.4			3.6	3.4			3.2													260
265							3.5				2.9													265
270							3.4																	270
275							3.3																	275

* adapter - pièce d'adaptateur

t_180_51705_00_000 / 51725_00_000 / 51745_00_000

Lifting heights Hauteurs de levage

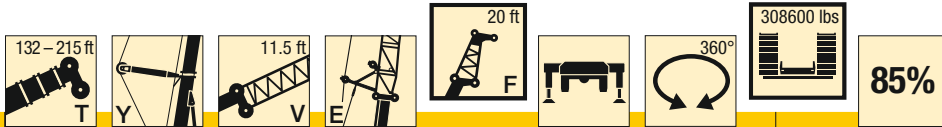
TF



F

Lifting capacities Forces de levage

TYVEF



G

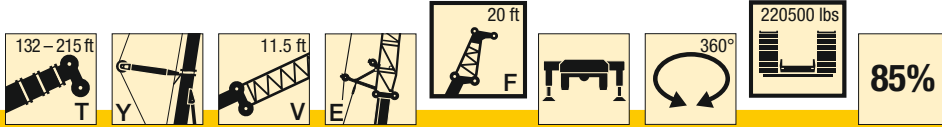
ft	132 + 20 ft*			149 + 20 ft*			165 + 20 ft*			182 + 20 ft*			198 + 20 ft*			215 + 20 ft*			ft
	20 ft			20 ft			20 ft			20 ft			20 ft			20 ft			
	0°	20°	40°	0°	20°	40°	0°	20°	40°	0°	20°	40°	0°	20°	40°	0°	20°	40°	
32	127.3																		32
34	127.3			122.1			104.3												34
36	127.3			121.4			106.4												36
38	127.3	83.5		120.6	84		110.5			93.7									38
40	127.1	82.9		119.6	83.5		110.1			97									40
45	122	80.6	62.8	116.2	82.1	63.4	108.1	82.6	63.6	96	82.5		83.2						45
50	115.4	78.2	61.9	111.2	80	62.4	104.3	81	62.7	94	81.6	63	81.8	78.9		69.8			50
55	109.5	75.9	61	103.3	77.8	61.6	99.9	78.9	61.9	91.2	79.9	62.2	80.5	77.7	63.2	68.6	68.8		55
60	102.9	73.8	60.2	96.3	75.8	60.8	94.8	77	61.2	88	78.1	61.5	78.3	76.9	62.5	67.5	67.8	62.1	60
65	96.5	71.9	59.6	90.3	73.9	60.1	89	75.2	60.5	83.1	76.4	60.8	76	75.3	61.9	66.4	66.7	61.5	65
70	90.4	70.1	58.9	84.9	72.1	59.5	83.9	73.5	59.9	78.2	74.3	60.2	73	72.8	61.3	64.9	65.3	61	70
75	84.6	68.4	58.3	79.9	70.5	58.9	79.3	71.9	59.3	73.8	72.1	59.7	68.9	69.9	60.8	63	63.5	60.4	75
80	79.2	66.9	57.9	74.9	69	58.4	75.1	70.2	58.8	69.9	69.9	59.2	65.1	66	60.3	60.6	61.2	59.9	80
85	73.7	65.5	57.5	70.5	67.5	58	71	68.3	58.3	66.3	66.4	58.7	61.8	62.5	59.8	57.4	57.9	58.2	85
90	68	64.2	57.2	66.4	66.1	57.6	67.1	66.6	57.9	62.8	63.1	58.3	58.6	59.5	58.9	54.5	54.8	55.3	90
95	62.8	62.7	57	62.2	63.5	57.2	63.5	64	57.6	59.3	60	57.6	55.7	56.6	56.6	51.7	52.1	52.5	95
100	58.1	59.7	56.8	57.8	59.5	57	60.1	60.7	57.1	56.2	56.8	56.5	52.7	53.8	54.2	49.1	49.5	49.9	100
105	53.9	55.4	55.8	53.6	55.1	55.7	56.5	57.6	56.6	53.3	53.9	54.4	49.9	51.1	51.6	46.5	47.1	47.5	105
110	50	51.4		49.7	51.2	52	52.9	54.1	54.9	50.5	51.1	51.6	47.2	48.4	49	43.9	44.7	45.3	110
115	46.6	47.8		46.1	47.6	48.3	49.5	50.6	51.3	47.6	48.5	49.1	44.8	45.9	46.5	41.6	42.3	43	115
120	43.1	44.4		42.7	44.2	44.8	46.3	47.3	47.9	44.7	45.9	46.5	42.5	43.6	44.1	39.4	40.1	40.7	120
125	40.1	41.2		39.6	41		43.3	44.2	44.8	42	43.1	43.9	40.3	41.4	41.9	37.3	38	38.6	125
130	37.2	38.3		36.8	38		40.5	41.4	41.9	39.3	40.4	41.2	37.8	39.2	39.9	35.4	36	36.6	130
135	34.2	35.4		34	35.2		37.8	38.7	39.2	36.8	37.8	38.4	35.5	36.8	37.6	33.4	34.2	34.7	135
140	31.7	32.6		31.4	32.6		35.4	36.2		34.4	35.2	35.8	33.2	34.6	35.3	31.4	32.3	32.9	140
145	28.1			29.1	30		33	33.8		31.9	32.9	33.4	31	32.4	33	29.3	30.3	31	145
150	23.8			26.8	27.7		30.8	31.6		29.8	30.6		28.9	30.2	30.7	27.3	28.3	29	150
155	18.6			24.7			28.6	29.4		27.6	28.5		26.8	28	28.5	25.4	26.4	27	155
160	11.9			21.6			26.7	27.3		25.7	26.4		25	26		23.7	24.6	25.2	160
165				18			24.9	25.4		23.9	24.6		23.2	24.2		22	22.8	23.3	165
170				13.8			23	23.6		22.2	22.7		21.4	22.4		20.3	21.1		170
175				8.5			20.2	21.2		20.5	21.1		19.8	20.7		18.8	19.5		175
180							17.1			19	19.5		18.3	19.2		17.1	17.9		180
185							13.6			17.3	18		16.9	17.7		15.8	16.4		185
190							9.3			14.9			15.5	16.2		14.4	15		190
195										12.3			14.2	14.9		13.1	13.6		195
200										9.4			12.6	13.5		11.8	12.4		200
205										6			10.5			10.6	11.1		205
210													8.4			9.5	9.9		210
215													5.9			8	8.7		215
220																6.1			220

* adapter · pièce d'adaptateur

t_180_61101_00_000 / 61121_00_000 / 61141_00_000

Lifting capacities Forces de levage

TYVEF



ft	132 + 20 ft*				149 + 20 ft*				165 + 20 ft*				182 + 20 ft*				198 + 20 ft*				215 + 20 ft*				ft
	20 ft				20 ft				20 ft				20 ft				20 ft				20 ft				
	0°	20°	40°	60°	0°	20°	40°	60°	0°	20°	40°	60°	0°	20°	40°	60°	0°	20°	40°	60°	0°	20°	40°	60°	
28	127.3																							28	
30	127.3				121.5																			30	
32	127.3				122.1																			32	
34	127.3	84.6			122.1				106.5															34	
36	127.3	84.1			121.4	84.4			110.3															36	
38	127.3	83.5	64.4		120.6	84			110.5			96.5												38	
40	127.1	82.9	63.9		119.6	83.5			110.1			97												40	
45	122	80.6	62.8	56	116.2	82.1	63.4	56	108.1	82.6	63.6	96	82.5			83.2								45	
50	115.4	78.2	61.9	55.9	111.2	80	62.4	55.9	104.3	81	62.7	55.8	94	81.6	63		81.8	78.9						50	
55	109.5	75.9	61	55.7	103.3	77.8	61.6	55.7	99.9	78.9	61.9	55.6	91.2	79.9	62.2	55.6	80.5	77.7	63.2		69.8				55
60	100.8	73.8	60.2	55.4	96.1	75.8	60.8	55.6	94.8	77	61.2	55.6	88	78.1	61.5	55.5	78.3	76.9	62.5	56.2	67.5	67.8	62.1		60
65	91.4	71.9	59.6		88.2	73.9	60.1	55.3	88.9	75.2	60.5	55.4	83.1	76.4	60.8	55.4	76	75.3	61.9	56.2	66.4	66.7	61.5	56.1	65
70	83	70.1	58.9		80.1	72.1	59.5		81.6	73.5	59.9	55.1	77.8	74.3	60.2	55.2	73	72.8	61.3	56.2	64.9	65.3	61	56.1	70
75	75.6	68.4	58.3		73	70.4	58.9		74.8	71.2	59.3		71.6	72.1	59.7	54.9	68.2	69.9	60.8	56.2	63	63.5	60.4	56.1	75
80	69.1	66.9	57.9		66.7	68.8	58.4		68.8	69.6	58.8		65.8	67.8	59.2	54.7	62.9	65.3	60.3	56.2	59.7	61.2	59.9	56.1	80
85	63.2	64.7	57.5		61.2	63.5	58		63.5	65.1	58.3		60.7	62.6	58.4	54.6	58	60.3	59.5	56.2	55.1	57.2	58.2	56.1	85
90	58	60.1	57.2		56.2	58.4	57.4		58.6	60.4	57.8		56	57.8	58		53.6	55.8	57.3	56.2	50.9	52.8	54.4	55.6	90
95	53	54.9	55.3		51.6	53.7	55.1		54.2	55.9	56.2		51.7	53.4	54.7		49.4	51.6	53.1		46.9	48.7	50.2	51.3	95
100	48.5	50.2	51.2		47.4	49.4	50.6		50.1	51.7	53		47.9	49.4	50.8		45.6	47.6	49.1		43.2	44.9	46.4		100
105	44.3	46	46.8		43.5	45.4	46.5		46.5	47.9	49.1		44.3	45.7	47		42.1	44.1	45.3		39.9	41.5	42.8		105
110	40.4	42			40	41.7	42.6		43	44.4	45.4		40.9	42.3	43.4		38.9	40.8	42		36.7	38.3	39.5		110
115	37.1	38.4			36.6	38.2	38.9		39.9	41.1	42.1		37.8	39.2	40.2		36	37.7	38.9		33.9	35.3	36.5		115
120	33.8	35.2			33.4	34.9	35.6		37	38.2	39		35	36.2	37.2		33.3	34.9	36		31.3	32.7	33.7		120
125	30.9	32			30.6	31.8			34.2	35.3	36		32.4	33.6	34.5		30.7	32.3	33.2		28.8	30.1	31.1		125
130	28.2	29.3			27.9	29.1			31.6	32.6	33.1		30	31.1	31.9		28.4	29.9	30.8		26.6	27.8	28.7		130
135	25.7	26.7			25.4	26.5			29.1	30	30.5		27.7	28.8	29.5		26.2	27.6	28.4		24.4	25.6	26.4		135
140	23.4	24.2			23.1	24.2			26.9	27.7			25.6	26.6	27.3		24.2	25.5	26.3		22.4	23.6	24.3		140
145	21.3				21	21.9			24.7	25.5			23.7	24.6	25.1		22.2	23.6	24.2		20.6	21.6	22.3		145
150	19.2				19	19.9			22.8	23.4			21.8	22.6			20.4	21.7	22.3		18.8	19.8	20.5		150
155	17.3				17.1				20.9	21.5			19.9	20.7			18.8	19.9	20.5		17.2	18.1	18.7		155
160	11.9				15.4				19.1	19.8			18.2	18.9			17.2	18.3			15.6	16.5	17.1		160
165					13.8				17.5	18			16.6	17.3			15.7	16.8			14.1	15	15.5		165
170					12.2				16	16.5			15.1	15.6			14.3	15.2			12.8	13.5			170
175					8.5				14.5	15			13.6	14.2			12.9	13.8			11.5	12.2			175
180									13.2				12.3	12.7			11.5	12.4			10.2	10.9			180
185									11.9				11	11.4			10.3	11			9	9.7			185
190									9.2				9.8				9.1	9.8			7.8	8.5			190
195													8.6				8	8.6			6.7	7.3			195
200													7.6				6.9	7.5			5.6	6.2			200
205													5.8				5.7				4.5	5			205
210																	4.6				3.4	3.9			210
215																	3.6				2.7				215

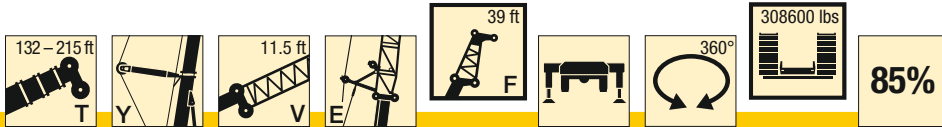
* adapter · pièce d'adaptateur

t.180_61105_00_000 / 61125_00_000 / 61145_00_000 / 61165_00_000

G

Lifting capacities Forces de levage

TYVEF



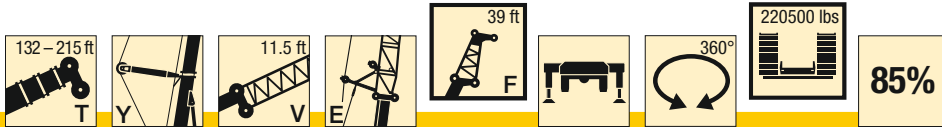
ft	132 + 20 ft*				149 + 20 ft*				165 + 20 ft*				182 + 20 ft*				198 + 20 ft*				215 + 20 ft*				ft
	39 ft				39 ft				39 ft				39 ft				39 ft				39 ft				
	0°	20°	40°	60°	0°	20°	40°	60°	0°	20°	40°	60°	0°	20°	40°	60°	0°	20°	40°	60°	0°	20°	40°	60°	
36	85.5				87																			36	
38	83.4				85																			38	
40	81.4				83.1				82.6															40	
45	76.7				78.7				79				79											45	
50	72.7	46.4			74.7	47.2			75.3				75.6				71.2							50	
55	68.8	44.8			71.1	45.6			71.9	46.1			72.4	47.3			69.5				62.1			55	
60	65.5	43.3	33.4	25.1	67.8	44.2	33.7		68.9	44.8			69.5	46.1			68.2				61.2			60	
65	62.2	42	32.8	24.9	64.9	42.9	33.1	24.9	66	43.5	33.2		66.9	44.8	33.9		66.2	44.5			60.2	43.9		65	
70	59.1	40.7	32.3	24.7	62.1	41.7	32.5	24.7	63.4	42.3	32.7	24.7	64.3	43.7	33.4	24.7	64	43.4	33.2		59.2	43		70	
75	56.3	39.5	31.8	24.4	59.4	40.6	32.1	24.5	61.1	41.2	32.2	24.5	62	42.6	33	24.6	61.9	42.4	32.8	24.4	58.1	42.1	32.7	75	
80	53.7	38.4	31.3	24.3	56.9	39.5	31.6	24.3	58.7	40.1	31.8	24.4	59.9	41.6	32.6	24.4	59.9	41.4	32.4	24.3	56.4	41.2	32.3	25.4	80
85	51.4	37.4	30.9		54.4	38.5	31.2	24.2	56.5	39.2	31.4	24.2	57.8	40.6	32.1	24.2	57.3	40.5	32	24.1	54.5	40.3	31.9	25.2	85
90	49.3	36.4	30.5		52.1	37.5	30.8		54.4	38.3	31	24.1	55.8	39.7	31.8	24.1	55	39.7	31.7	24	51.9	39.5	31.6	25.1	90
95	47.2	35.5	30.1		50.2	36.6	30.4		52.4	37.4	30.6		53.7	38.8	31.4	24	53.4	38.9	31.3	23.9	49.3	38.8	31.3	25	95
100	45.3	34.7	29.8		48.4	35.8	30.1		50.5	36.6	30.3		51.8	38	31.1		51.1	38.2	31	23.8	46.9	38	31	24.9	100
105	43.7	34	29.5		46.5	35	29.9		48.8	35.8	30		49.8	37.3	30.8		48.7	37.4	30.7	23.8	44.7	37.3	30.7	24.8	105
110	42.1	33.3	29.3		44.8	34.3	29.6		47.1	35.1	29.7		48.1	36.5	30.5		46.2	36.7	30.5	23.7	42.5	36.7	30.4	24.8	110
115	40.6	32.6	29.2		43.4	33.7	29.4		45.3	34.4	29.5		46.3	35.8	30.2		43.9	36.1	30.2		40.3	36.1	30.2	24.7	115
120	39.3	32	29		41.9	33	29.2		43.4	33.8	29.3		44.2	35.2	30		41.7	35.4	30		38.2	35.5	30		120
125	38.1	31.5	28.8		40.5	32.4	29		42.1	33.2	29.1		41.9	34.6	29.7		39.6	34.8	29.8		36.2	35	29.8		125
130	36.9	31			38.6	31.9	28.9		40.8	32.7	28.9		39.5	34	29.6		37.7	34.3	29.6		34.4	34.4	29.6		130
135	35.6	30.6			36.3	31.4	28.7		39	32.2	28.8		37.2	33.5	29.4		35.8	33.8	29.4		32.6	33.5	29.4		135
140	33.9	30.2			33.8	30.9			36.6	31.7	28.7		35	33	29.2		33.7	33	29.3		31	32.2	29.2		140
145	31.9	29.8			31.3	30.5			34.4	31.1	28.6		32.9	32.3	29.1		31.7	32.4	29.1		29.3	30.5	29.1		145
150	29.6	29.5			29.1	29.6			32.3	30.6	28.5		30.9	31.7	29.1		29.7	31.3	29		27.5	29	29		150
155	27.5	28.4			26.9	28.5			30.2	30.2			28.9	31	29		27.8	29.6	28.9		25.8	27.5	28.2		155
160	25.1	26.7			25.1	26.5			28.1	29			27	28.9	28.9		26.1	27.8	28.3		24	25.8	27		160
165	21.7				23.2	24.5			26.3	27.5			25.2	26.9	27.8		24.4	26	27.2		22.4	24.1	25.4		165
170	18				21.5	22.6			24.6	25.9			23.4	25.2			22.8	24.3	25.3		20.9	22.5	23.7		170
175	13.6				19.2				23	24.1			21.9	23.4			21.3	22.7	23.6		19.4	21	22.1		175
180	7.8				16.4				21.4	22.5			20.3	21.8			19.7	21.1			18.1	19.5	20.5		180
185					13.3				19.9	20.9			18.9	20.3			18.3	19.6			16.8	18.2	19.1		185
190					9.6				17.8	19.3			17.5	18.8			16.9	18.1			15.5	16.8			190
195					5.3				15.4				16.2	17.4			15.6	16.8			14.1	15.5			195
200									12.7				14.9	16			14.4	15.4			13	14.2			200
205									9.6				13	14.7			13.1	14.2			11.7	12.9			205
210									6.2				10.9				12.1	12.9			10.6	11.8			210
215													8.6				10.9	11.8			9.6	10.6			215
220													6.2				9.2	10.6			8.5	9.5			220
225																	7.3				7.4	8.4			225
230																	5.3				6.2	7.3			230
235																					4.7	6.1			235
240																					3				240

* adapter · pièce d'adaptateur

t_180_61201_00_000 / 61221_00_000 / 61241_00_000 / 61261_00_000

Lifting capacities Forces de levage

TYVEF



ft	132 + 20 ft*				149 + 20 ft*				165 + 20 ft*				182 + 20 ft*				198 + 20 ft*				215 + 20 ft*				ft
	39 ft				39 ft				39 ft				39 ft				39 ft				39 ft				
	0°	20°	40°	60°	0°	20°	40°	60°	0°	20°	40°	60°	0°	20°	40°	60°	0°	20°	40°	60°	0°	20°	40°	60°	
32	90																							32	
34	87.7				88.6																			34	
36	85.5				87																			36	
38	83.4				85																			38	
40	81.4				83.1				82.6															40	
45	76.7	48.1			78.7				79				79											45	
50	72.7	46.4			74.7	47.2			75.3				75.6				71.2							50	
55	68.8	44.8	34.1		71.1	45.6			71.9	46.1			72.4	47.3		69.5					62.1			55	
60	65.5	43.3	33.4	25.1	67.8	44.2	33.7		68.9	44.8			69.5	46.1		68.2					61.2			60	
65	62.2	42	32.8	24.9	64.9	42.9	33.1	24.9	66	43.5	33.2		66.9	44.8	33.9	66.2	44.5				60.2	43.9		65	
70	59.1	40.7	32.3	24.7	62.1	41.7	32.5	24.7	63.4	42.3	32.7	24.7	64.3	43.7	33.4	24.7	64	43.4	33.2		59.2	43		70	
75	56.3	39.5	31.8	24.4	59.4	40.6	32.1	24.5	61.1	41.2	32.2	24.5	62	42.6	33	24.6	61.9	42.4	32.8	24.4	58.1	42.1	32.7	75	
80	53.7	38.4	31.3	24.3	56.9	39.5	31.6	24.3	58.7	40.1	31.8	24.4	59.9	41.6	32.6	24.4	59.3	41.4	32.4	24.3	56.4	41.2	32.3	25.4	80
85	51.4	37.4	30.9		54.4	38.5	31.2	24.2	56.3	39.2	31.4	24.2	56.8	40.6	32.1	24.2	56.6	40.5	32	24.1	53.8	40.3	31.9	25.2	85
90	49.3	36.4	30.5		52.1	37.5	30.8		53.9	38.3	31	24.1	54.1	39.7	31.8	24.1	53.2	39.7	31.7	24	49.9	39.5	31.6	25.1	90
95	47.2	35.5	30.1		50.2	36.6	30.4		51.4	37.4	30.6		51.1	38.8	31.4	24	49.2	38.9	31.3	23.9	46.2	38.8	31.3	25	95
100	45.3	34.7	29.8		47.8	35.8	30.1		49.2	36.6	30.3		47.6	38	31.1		45.6	38.2	31	23.8	42.6	38	31	24.9	100
105	43.7	34	29.5		44.6	35	29.9		46.5	35.8	30		44.1	37.3	30.8		42.2	37.4	30.7	23.8	39.5	37.3	30.7	24.8	105
110	42	33.3	29.3		41.2	34.3	29.6		43.2	35.1	29.7		40.9	36.5	30.5		39.1	36.7	30.5	23.7	36.5	36.7	30.4	24.8	110
115	39.4	32.6	29.2		38	33.7	29.4		40.2	34.4	29.5		38	35.7	30.2		36.3	35.8	30.2		33.8	35.5	30.2	24.7	115
120	36.2	32	29		35.1	33	29.2		37.4	33.8	29.3		35.2	35.1	30		33.7	35.1	30		31.2	33.8	30		120
125	33.3	31.5	28.8		32.4	32.4	29		34.8	33.2	29.1		32.7	34.2	29.7		31.2	33.5	29.8		28.9	31.5	29.8		125
130	30.7	31			30	31.6	28.9		32.3	32.5	28.9		30.4	33	29.5		29	31.3	29.5		26.7	29.1	29.4		130
135	28.2	29.9			27.5	29.6	28.7		30.1	31.5	28.8		28.2	30.6	29.4		26.8	29.1	29.3		24.6	27	28.4		135
140	25.9	27.6			25.4	27.1			28	29.9	28.7		26.2	28.5	29.2		24.9	27	28.2		22.7	24.9	26.7		140
145	23.8	25.3			23.2	24.9			26	27.8	28.3		24.3	26.5	27.9		23	25	26.5		20.9	23	24.7		145
150	21.8	23.1			21.2	22.9			24.2	25.7	26.7		22.5	24.6	25.9		21.3	23.2	24.6		19.2	21.3	22.8		150
155	19.9	21.1			19.3	20.8			22.3	23.7			20.8	22.8	24		19.6	21.4	22.7		17.6	19.5	21		155
160	18.1	19.2			17.6	19			20.6	22			19.2	21.1	22.2		18.1	19.8	21		16.1	17.9	19.3		160
165	16.5				15.9	17.2			18.9	20.2			17.8	19.5	20.4		16.6	18.2	19.3		14.7	16.4	17.7		165
170	14.9				14.4	15.5			17.4	18.6			16.3	18			15.3	16.8	17.8		13.4	15	16.1		170
175	13.4				13				16	17			14.9	16.5			14	15.4	16.3		12.1	13.6	14.7		175
180		7.8			11.6				14.6	15.6			13.5	15			12.7	14.1			10.9	12.3	13.3		180
185					10.3				13.3	14.2			12.3	13.6			11.6	12.9			9.8	11.1	12		185
190					9.1				12.1	12.9			11.1	12.3			10.4	11.6			8.7	9.9			190
195					5.3				11				9.9	11.1			9.3	10.4			7.6	8.9			195
200									9.9				8.8	9.9			8.3	9.2			6.6	7.8			200
205									8.9				7.9	8.8			7.3	8.2			5.6	6.7			205
210									6.1				7				6.3	7.2			4.6	5.7			210
215													6				5.2	6.2				4.7			215
220													5				4.3	5							220
225																	3.3								225

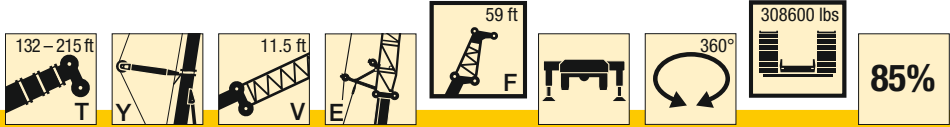
* adapter · pièce d'adaptateur

t.180_61205_00_000 / 61225_00_000 / 61245_00_000 / 61265_00_000

G

Lifting capacities Forces de levage

TYVEF



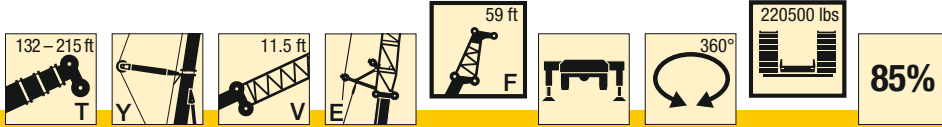
ft	132 + 20 ft*				149 + 20 ft*				165 + 20 ft*				182 + 20 ft*				198 + 20 ft*				215 + 20 ft*				ft
	59 ft				59 ft				59 ft				59 ft				59 ft				59 ft				
	0°	20°	40°	60°	0°	20°	40°	60°	0°	20°	40°	60°	0°	20°	40°	60°	0°	20°	40°	60°	0°	20°	40°	60°	
36	63.5																							36	
38	61.9				62.6																			38	
40	60.4				61.2																			40	
45	56.8				57.8				57.8				57.2											45	
50	53.6				54.8				55				55.1				53							50	
55	50.9	32.6			52.1				52.5				52.7				51.6				50.2			55	
60	48.2	31.4			49.7	32			50.2	32.1			50.5				49.7				48.6			60	
65	46.1	30.3			47.3	30.9			48	31.1			48.4	31.4			47.8				47			65	
70	43.9	29.3	22.1		45.4	29.9			46	30.2			46.6	30.5			46	30.9			45.5			70	
75	41.9	28.3	21.6		43.4	29	21.8		44.2	29.3	21.8		44.8	29.6			44.4	30.1			44	30		75	
80	39.9	27.4	21.1	14.2	41.6	28.1	21.3	14.2	42.5	28.5	21.4		43.1	28.8	21.5		42.9	29.4			42.6	29.3		80	
85	38.1	26.6	20.6	14.1	39.9	27.3	20.8	14.1	40.9	27.7	21	14	41.7	28.1	21.1		41.4	28.6	21.7		41.4	28.6		85	
90	36.3	25.8	20.2	13.9	38.3	26.5	20.4	14	39.3	26.9	20.5	13.9	40.2	27.4	20.7	13.9	40.2	28	21.4		40.2	28	21.3	90	
95	34.8	25.1	19.7	13.8	36.7	25.8	20	13.8	38	26.2	20.2	13.8	38.7	26.7	20.3	13.8	38.9	27.3	21.1	14.4	39	27.4	21.1	95	
100	33.4	24.4	19.4	13.7	35.3	25.1	19.7	13.7	36.7	25.6	19.8	13.7	37.5	26.1	20	13.7	37.7	26.7	20.8	14.3	38	26.8	20.8	14.2	100
105	32	23.8	19		34	24.5	19.3	13.6	35.4	25	19.5	13.6	36.4	25.5	19.7	13.6	36.6	26.1	20.5	14.2	36.9	26.3	20.5	14.2	105
110	30.6	23.2	18.7		32.7	23.9	19		34.2	24.4	19.2	13.5	35.2	24.9	19.4	13.5	35.5	25.6	20.2	14.1	35.9	25.7	20.2	14.1	110
115	29.5	22.6	18.4		31.4	23.3	18.7		33	23.8	18.9		34.1	24.3	19.1	13.4	34.5	25	19.9	14	35	25.2	20	14	115
120	28.4	22.1	18.1		30.2	22.8	18.4		31.8	23.3	18.6		33.1	23.8	18.8		33.5	24.5	19.7	14	34.1	24.8	19.7	14	120
125	27.4	21.6	17.9		29.2	22.3	18.1		30.7	22.8	18.4		32.1	23.3	18.5		32.6	24.1	19.4		33.2	24.3	19.5	13.9	125
130	26.5	21.1	17.7		28.2	21.8	17.9		29.6	22.4	18.1		31	22.8	18.3		31.7	23.6	19.2		32.4	23.9	19.3	13.9	130
135	25.6	20.6	17.5		27.3	21.4	17.7		28.7	21.9	17.9		30	22.4	18.1		30.8	23.2	19		31.6	23.5	19.1	13.8	135
140	24.8	20.2	17.3		26.4	20.9	17.5		27.8	21.5	17.7		29.2	22	17.9		30	22.8	18.8		30.4	23.1	18.9		140
145	24	19.7	17.1		25.6	20.5	17.3		27	21.1	17.5		28.3	21.6	17.7		29.1	22.4	18.6		29.2	22.7	18.7		145
150	23.2	19.4			24.9	20.1	17.2		26.1	20.7	17.4		27.5	21.2	17.5		27.9	22	18.4		27.8	22.3	18.5		150
155	22.5	19			24.2	19.7	17.1		25.5	20.2	17.2		26.5	20.8	17.4		27.1	21.7	18.2		26.3	22	18.3		155
160	21.8	18.6			23.4	19.3			24.8	19.9	17.1		25.7	20.4	17.2		26.3	21.3	18.1		24.7	21.6	18.2		160
165	21.1	18.4			22.8	19			23.9	19.5	17		25	20	17.1		24.8	21	17.9		23.1	21.3	18		165
170	20.4	18.1			22.1	18.6			23.2	19.2			24.4	19.7	17		23.3	20.7	17.8		21.6	21	17.9		170
175	19.7	17.9			21.1	18.4			22.6	18.9			23.2	19.4	16.9		21.8	20.4	17.7		20.2	20.7	17.8		175
180	19				20.2	18.1			22	18.6			21.7	19.1			20.5	20.1	17.6		18.9	20.3	17.7		180
185	16.9				18.8	17.9			21.2	18.3			20.2	18.7			19.2	19.8	17.5		17.6	19.7	17.6		185
190	13.6				17.2	17.6			20	18			18.9	18.4			17.9	19.4	17.5		16.4	18.4	17.5		190
195	9.7				14.9				18.8	17.8			17.6	18.2			16.6	18.8	17.4		15.2	17.2	17.4		195
200					12.4				17.5	17.6			16.4	17.4			15.4	17.5			14.2	16	17.2		200
205					9.7				15.9	17.1			15.2	16.5			14.3	16.2			13.1	14.8	16		205
210					6.6				14	13.5			14.1	15.4			13.1	15			12	13.7			210
215									11.8				12.9	14.2			12.1	13.8			11	12.6			215
220									9.4				11.5	13.1			11.1	12.7			9.9	11.5			220
225									6.8				9.8	11.8			10.1	11.6			8.9	10.4			225
230									3.6				8				9	10.5			8	9.4			230
235													6				7.7	9.5			7.1	8.4			235
240													3.6				6.2	8.3			6.1	7.4			240
245																					5.1	6.5			245
250																					3.8	5.4			250
255																						4.2			255

* adapter - pièce d'adaptateur

t_180_61301_00_000 / 61321_00_000 / 61341_00_000 / 61361_00_000

Lifting capacities Forces de levage

TYVEF



ft	132 + 20 ft*				149 + 20 ft*				165 + 20 ft*				182 + 20 ft*				198 + 20 ft*				215 + 20 ft*				ft
	59 ft				59 ft				59 ft				59 ft				59 ft				59 ft				
	0°	20°	40°	60°	0°	20°	40°	60°	0°	20°	40°	60°	0°	20°	40°	60°	0°	20°	40°	60°	0°	20°	40°	60°	
34	64.9																							34	
36	63.5																							36	
38	61.9				62.6																			38	
40	60.4				61.2																			40	
45	56.8				57.8				57.8				57.2											45	
50	53.6				54.8				55				55.1				53							50	
55	50.9	32.6			52.1				52.5				52.7			51.6				50.2				55	
60	48.2	31.4			49.7	32			50.2	32.1			50.5			49.7				48.6				60	
65	46.1	30.3			47.3	30.9			48	31.1			48.4	31.4		47.8				47				65	
70	43.9	29.3	22.1		45.4	29.9			46	30.2			46.6	30.5		46	30.9			45.5				70	
75	41.9	28.3	21.6		43.4	29	21.8		44.2	29.3	21.8		44.8	29.6		44.4	30.1			44	30			75	
80	39.9	27.4	21.1	14.2	41.6	28.1	21.3	14.2	42.5	28.5	21.4		43.1	28.8	21.5	42.9	29.4			42.6	29.3			80	
85	38.1	26.6	20.6	14.1	39.9	27.3	20.8	14.1	40.9	27.7	21	14	41.7	28.1	21.1	41.4	28.6	21.7		41.4	28.6			85	
90	36.3	25.8	20.2	13.9	38.3	26.5	20.4	14	39.3	26.9	20.5	13.9	40.2	27.4	20.7	40.2	28	21.4		40.2	28	21.3		90	
95	34.8	25.1	19.7	13.8	36.7	25.8	20	13.8	38	26.2	20.2	13.8	38.7	26.7	20.3	38.9	27.3	21.1	14.4	39	27.4	21.1		95	
100	33.4	24.4	19.4	13.7	35.3	25.1	19.7	13.7	36.7	25.6	19.8	13.7	37.5	26.1	20	37.7	26.7	20.8	14.3	38	26.8	20.8	14.2	100	
105	32	23.8	19		34	24.5	19.3	13.6	35.4	25	19.5	13.6	36.4	25.5	19.7	36.6	26.1	20.5	14.2	36.9	26.3	20.5	14.2	105	
110	30.6	23.2	18.7		32.7	23.9	19		34.2	24.4	19.2	13.5	35.2	24.9	19.4	35.5	25.6	20.2	14.1	35.6	25.7	20.2	14.1	110	
115	29.5	22.6	18.4		31.4	23.3	18.7		33	23.8	18.9		33.9	24.3	19.1	34	25	19.9	14	33.7	25.2	20	14	115	
120	28.4	22.1	18.1		30.2	22.8	18.4		31.8	23.3	18.6		32.8	23.8	18.8	33	24.5	19.7	14	31.6	24.8	19.7	14	120	
125	27.4	21.6	17.9		29.2	22.3	18.1		30.6	22.8	18.4		31.5	23.3	18.5	31.1	24.1	19.4		29.3	24.3	19.5	13.9	125	
130	26.5	21.1	17.7		28.2	21.8	17.9		29.3	22.4	18.1		30.3	22.8	18.3	29.1	23.6	19.2		27.2	23.9	19.3	13.9	130	
135	25.6	20.6	17.5		27.3	21.4	17.7		28.4	21.9	17.9		28.7	22.4	18.1	27	23.2	19		25.2	23.5	19.1	13.8	135	
140	24.8	20.2	17.3		26.2	20.9	17.5		27.5	21.5	17.7		26.9	22	17.9	25.1	22.8	18.8		23.4	23.1	18.9		140	
145	24	19.7	17.1		24.9	20.5	17.3		26.5	21.1	17.5		25	21.6	17.7	23.3	22.4	18.6		21.6	22.7	18.7		145	
150	23	19.4			23	20.1	17.2		25.1	20.7	17.4		23.3	21.2	17.5	21.7	22	18.4		20	22.3	18.5		150	
155	21.7	19			21.3	19.7	17.1		23.4	20.2	17.2		21.7	20.7	17.4	20.1	21.7	18.2		18.4	21.2	18.3		155	
160	20.3	18.6			19.5	19.3			21.8	19.8	17.1		20.1	20.3	17.2	18.5	21.3	18.1		16.9	19.6	18.2		160	
165	18.6	18.4			17.9	18.7			20.4	19.4	17		18.6	19.9	17.1	17.1	19.9	17.9		15.6	18.2	18		165	
170	17.1	17.9			16.4	18			18.9	19.1			17.3	19.2	17	15.8	18.5	17.8		14.3	16.7	17.9		170	
175	15.6	17			14.9	16.8			17.5	18.5			16	18	16.9	14.5	17.1	17.7		13	15.4	16.9		175	
180	14.3				13.5	15.2			16.1	17.5			14.8	16.7		13.3	15.8	17		11.8	14.1	15.8		180	
185	13				12.3	13.8			14.8	16.4			13.6	15.4		12.2	14.5	15.9		10.7	12.8	14.4		185	
190	11.7				11	12.4			13.6	15.1			12.5	14.2		11.1	13.3	14.6		9.6	11.7	13.1		190	
195	9.6				9.9				12.4	13.8			11.3	12.9		10	12.2	13.4		8.6	10.5	11.9		195	
200					8.8				11.4	12.6			10.3	11.7		9.1	11.1			7.7	9.5	10.7		200	
205					7.8				10.3	11.4			9.2	10.6		8.2	10			6.7	8.5	9.6		205	
210					6.5				9.3	7.8			8.3	9.5		7.2	9			5.8	7.5			210	
215									8.4				7.4	8.4		6.4	8.1			4.9	6.6			215	
220									7.6				6.6	7.6		5.5	7.1			4	5.6			220	
225									6.7				5.7	6.7		4.6	6.2			3.1	4.7			225	
230									3.6				4.8			3.7	5.2				3.8			230	
235													3.9			2.7	4.3				2.8			235	
240													3				3.2							240	


* adapter · pièce d'adaptateur

t_180_61305_00_000 / 61325_00_000 / 61345_00_000 / 61365_00_000

G

Lifting capacities Forces de levage

TYVEF



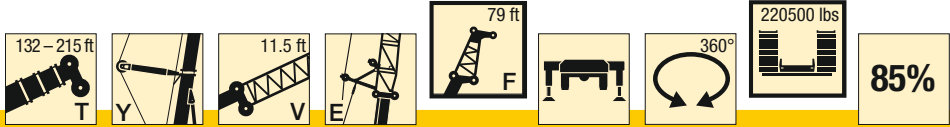
ft	132 + 20 ft*				149 + 20 ft*				165 + 20 ft*				182 + 20 ft*				198 + 20 ft*				215 + 20 ft*				ft
	79 ft				79 ft				79 ft				79 ft				79 ft				79 ft				
	0°	20°	40°	60°	0°	20°	40°	60°	0°	20°	40°	60°	0°	20°	40°	60°	0°	20°	40°	60°	0°	20°	40°	60°	
40	47.4																							40	
45	44.9				45.3				44.6															45	
50	42.5				43.1				43				42.5											50	
55	40.4				41				41.1				41				40.2							55	
60	38.4				39.1				39.3				39.4				38.6				36.7			60	
65	36.5	24			37.4				37.6				37.8				37.2				35.8			65	
70	34.8	23.1			35.6	23.5			36.1				36.4				35.8				34.5			70	
75	33.3	22.2			34.1	22.6			34.6	22.8			35	22.9			34.5				33.4			75	
80	31.8	21.5			32.8	21.9			33.2	22.1			33.7	22.4			33.4	22.2			32.3			80	
85	30.3	20.8	14.9		31.4	21.2			32	21.4			32.4	21.7			32.2	21.7			31.3	21.3		85	
90	29.1	20.1	14.5		30.1	20.5	14.6		30.8	20.8			31.3	21.1			31.1	21.1			30.4	20.8		90	
95	27.8	19.4	14.1		29	19.9	14.3		29.6	20.2	14.3		30.3	20.5	14.4		30.2	20.6			29.5	20.3		95	
100	26.6	18.8	13.8	8.9	28	19.3	14	8.9	28.6	19.6	14		29.2	20	14.1		29.3	20	14.1		28.6	19.8		100	
105	25.5	18.1	13.5	8.8	26.9	18.7	13.7	8.8	27.6	19.1	13.8	8.8	28.2	19.4	13.9		28.4	19.5	13.8		27.8	19.3	13.7	105	
110	24.5	17.6	13.2	8.7	25.9	18.1	13.4	8.7	26.7	18.5	13.5	8.7	27.3	18.9	13.6	8.7	27.5	19	13.6	8.6	27.1	18.8	13.5	110	
115	23.4	17	12.9	8.6	24.9	17.6	13.1	8.6	25.8	18	13.2	8.6	26.5	18.4	13.3	8.6	26.7	18.5	13.4	8.6	26.3	18.4	13.2	8.5	115
120	22.4	16.5	12.7	8.5	24	17.1	12.9	8.5	24.9	17.5	13	8.5	25.6	17.9	13.1	8.5	25.9	18	13.2	8.5	25.6	17.9	13	8.4	120
125	21.6	16	12.4		23	16.6	12.6	8.5	24.1	17	12.8	8.5	24.9	17.4	12.9	8.5	25.1	17.6	12.9	8.4	24.9	17.5	12.9	8.4	125
130	20.8	15.5	12.2		22.1	16.1	12.4		23.3	16.6	12.6	8.4	24.1	17	12.7	8.4	24.4	17.1	12.7	8.4	24.2	17.1	12.7	8.3	130
135	20	15.1	12		21.3	15.7	12.2		22.4	16.1	12.4		23.4	16.5	12.5	8.4	23.7	16.7	12.5	8.3	23.6	16.7	12.5	8.3	135
140	19.2	14.7	11.8		20.6	15.3	12		21.7	15.7	12.2		22.6	16.1	12.3		23.1	16.4	12.3	8.3	23	16.4	12.3	8.2	140
145	18.5	14.3	11.6		19.8	14.9	11.8		20.9	15.3	12		21.9	15.7	12.1		22.4	16	12.2		22.4	16	12.2	8.2	145
150	17.8	14	11.5		19.1	14.5	11.7		20.2	14.9	11.8		21.2	15.4	12		21.8	15.6	12		21.8	15.7	12	8.2	150
155	17.1	13.6	11.3		18.4	14.2	11.5		19.5	14.6	11.7		20.6	15	11.8		21.2	15.3	11.9		21.3	15.4	11.9	8.2	155
160	16.4	13.3	11.2		17.8	13.8	11.4		18.8	14.3	11.5		19.9	14.7	11.7		20.6	15	11.7		20.8	15.1	11.7		160
165	15.8	13	11.1		17.2	13.5	11.3		18.3	14	11.4		19.3	14.4	11.5		20	14.6	11.6		20.2	14.8	11.6		165
170	15.3	12.8			16.6	13.3	11.1		17.7	13.7	11.3		18.6	14.1	11.4		19.4	14.3	11.5		19.7	14.5	11.5		170
175	14.7	12.5			16	13	11.1		17.1	13.4	11.2		18.1	13.8	11.3		18.8	14.1	11.4		19.2	14.2	11.4		175
180	14.2	12.2			15.5	12.7			16.6	13.1	11.1		17.6	13.5	11.2		18.2	13.8	11.3		18.6	13.9	11.3		180
185	13.7	12			14.9	12.5			16	12.9	11		17	13.3	11.1		17.5	13.6	11.2		17.7	13.7	11.2		185
190	13.2	11.9			14.5	12.3			15.5	12.7			16.4	13	11		17	13.3	11.1		16.5	13.5	11.1		190
195	12.8	11.7			14	12.1			15.1	12.5			15.9	12.8	10.9		16.6	13.1	11		15.3	13.2	11		195
200	12.4				13.6	11.9			14.6	12.2			15.4	12.6			15.8	12.9	10.9		14.2	13	10.9		200
205	12				13.1	11.7			14.1	12			15	12.4			14.9	12.6	10.9		13.2	12.8	10.9		205
210	9.8				12.3	11.6			13.6	11.9			14.6	12.2			14.1	12.4	10.8		12.3	12.6	10.8		210
215	6.7				11.2				13.3	11.7			13.8	12			13.1	12.2			11.4	12.4	10.8		215
220					9				12.9	11.6			12.9	11.8			12.1	12			10.4	12.1	10.8		220
225					6.7				11.9	11.5			12	11.7			11	11.9			9.5	11.5	10.7		225
230					3.9				10.6	9.6			11	11.6			10.1	11.3			8.6	10.6			230
235									8.6				9.9	11.4			9.2	10.7			7.8	9.7			235
240									6.7				8.5	10.5			8.3	9.9			6.9	8.7			240
245									4.3				6.9	9.3			7.4	9			6.1	7.8			245
250													5.3				6.3	8.1			5.3	6.9			250
255													3.4				5	7.1			4.4	6.1			255
260																	3.6	5.9			3.4	5.2			260
265																						4.3			265
270																						3.3			270

* adapter · pièce d'adaptateur

t_180_61401_00_000 / 61421_00_000 / 61441_00_000 / 61461_00_000

Lifting capacities Forces de levage

TYVEF



ft	132 + 20 ft*				149 + 20 ft*				165 + 20 ft*				182 + 20 ft*				198 + 20 ft*				215 + 20 ft*				ft
	79 ft				79 ft				79 ft				79 ft				79 ft				79 ft				
	0°	20°	40°	60°	0°	20°	40°	60°	0°	20°	40°	60°	0°	20°	40°	60°	0°	20°	40°	60°	0°	20°	40°	60°	
38	48.5																							38	
40	47.4																							40	
45	44.9				45.3				44.6															45	
50	42.5				43.1				43				42.5											50	
55	40.4				41				41.1				41				40.2							55	
60	38.4				39.1				39.3				39.4				38.6				36.7			60	
65	36.5	24			37.4				37.6				37.8				37.2				35.8			65	
70	34.8	23.1			35.6	23.5			36.1				36.4				35.8				34.5			70	
75	33.3	22.2			34.1	22.6			34.6	22.8			35	22.9			34.5				33.4			75	
80	31.8	21.5			32.8	21.9			33.2	22.1			33.7	22.4			33.4	22.2			32.3			80	
85	30.3	20.8	14.9		31.4	21.2			32	21.4			32.4	21.7			32.2	21.7			31.3	21.3		85	
90	29.1	20.1	14.5		30.1	20.5	14.6		30.8	20.8			31.3	21.1			31.1	21.1			30.4	20.8		90	
95	27.8	19.4	14.1		29	19.9	14.3		29.6	20.2	14.3		30.3	20.5	14.4		30.2	20.6			29.5	20.3		95	
100	26.6	18.8	13.8	8.9	28	19.3	14	8.9	28.6	19.6	14		29.2	20	14.1		29.3	20	14.1		28.6	19.8		100	
105	25.5	18.1	13.5	8.8	26.9	18.7	13.7	8.8	27.6	19.1	13.8	8.8	28.2	19.4	13.9		28.4	19.5	13.8		27.8	19.3	13.7	105	
110	24.5	17.6	13.2	8.7	25.9	18.1	13.4	8.7	26.7	18.5	13.5	8.7	27.3	18.9	13.6	8.7	27.5	19	13.6	8.6	27.1	18.8	13.5	110	
115	23.4	17	12.9	8.6	24.9	17.6	13.1	8.6	25.8	18	13.2	8.6	26.5	18.4	13.3	8.6	26.7	18.5	13.4	8.6	26.3	18.4	13.2	8.5	115
120	22.4	16.5	12.7	8.5	24	17.1	12.9	8.5	24.9	17.5	13	8.5	25.6	17.9	13.1	8.5	25.9	18	13.2	8.5	25.6	17.9	13	8.4	120
125	21.6	16	12.4		23	16.6	12.6	8.5	24.1	17	12.8	8.5	24.9	17.4	12.9	8.5	25.1	17.6	12.9	8.4	24.9	17.5	12.9	8.4	125
130	20.8	15.5	12.2		22.1	16.1	12.4		23.3	16.6	12.6	8.4	24.1	17	12.7	8.4	24.4	17.1	12.7	8.4	24.2	17.1	12.7	8.3	130
135	20	15.1	12		21.3	15.7	12.2		22.4	16.1	12.4		23.4	16.5	12.5	8.4	23.7	16.7	12.5	8.3	23.6	16.7	12.5	8.3	135
140	19.2	14.7	11.8		20.6	15.3	12		21.7	15.7	12.2		22.6	16.1	12.3		22.8	16.4	12.3	8.3	22.5	16.4	12.3	8.2	140
145	18.5	14.3	11.6		19.8	14.9	11.8		20.9	15.3	12		21.9	15.7	12.1		22.2	16	12.2		21.4	16	12.2	8.2	145
150	17.8	14	11.5		19.1	14.5	11.7		20.2	14.9	11.8		21.1	15.4	12		21.3	15.6	12		19.9	15.7	12	8.2	150
155	17.1	13.6	11.3		18.4	14.2	11.5		19.4	14.6	11.7		20.3	15	11.8		20.4	15.3	11.9		18.4	15.4	11.9	8.2	155
160	16.4	13.3	11.2		17.8	13.8	11.4		18.7	14.3	11.5		19.6	14.7	11.7		19	15	11.7		17	15.1	11.7		160
165	15.8	13	11.1		17.2	13.5	11.3		18	14	11.4		18.8	14.4	11.5		17.6	14.6	11.6		15.6	14.8	11.6		165
170	15.3	12.8			16.6	13.3	11.1		17.5	13.7	11.3		17.8	14.1	11.4		16.3	14.3	11.5		14.3	14.5	11.5		170
175	14.7	12.5			15.9	13	11.1		16.9	13.4	11.2		16.6	13.8	11.3		15.1	14.1	11.4		13.1	14.2	11.4		175
180	14.2	12.2			14.8	12.7			16.3	13.1	11.1		15.4	13.5	11.2		13.9	13.8	11.3		12	13.9	11.3		180
185	13.7	12			13.7	12.5			15.6	12.9	11		14.2	13.3	11.1		12.8	13.4	11.2		10.9	13.5	11.2		185
190	13.1	11.9			12.5	12.3			14.7	12.7			13.2	13	11		11.7	13.2	11.1		9.8	12.5	11.1		190
195	12.1	11.7			11.3	12.1			13.5	12.4			12.1	12.7	10.9		10.7	12.7	11		8.9	11.5	11		195
200	11				10.2	11.8			12.4	12.2			11.1	12.5			9.8	12	10.9		7.9	10.4	10.9		200
205	9.9				9.2	10.8			11.4	11.9			10.2	11.9			8.8	11	10.9		7	9.4	10.8		205
210	8.9				8.2	9.7			10.3	11.6			9.2	11			7.9	10	10.7		6.2	8.4	10		210
215	6.6				7.3				9.4	11			8.4	10.1			7.1	9.1			5.3	7.5	9.1		215
220					6.5				8.5	9.9			7.5	9.1			6.3	8.2			4.5	6.6	8		220
225					5.5				7.8	9			6.7	8.1			5.4	7.2			3.6	5.7	7.1		225
230					3.7				7	4.4			5.9	7.3			4.7	6.4				4.9			230
235									6.3				5.1	6.5			3.9	5.6			4				235
240									5.5				4.3	5.6			3.1	4.7			3.2				240
245									4.1				3.4	4.7				3.9							245
250									2.6				2.6					3							250

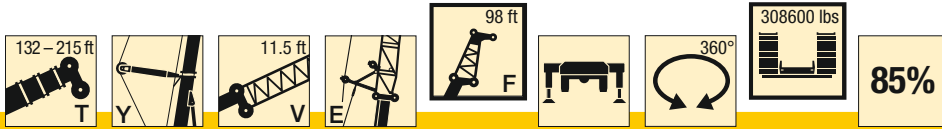
* adapter · pièce d'adaptateur

t_180_61405_00_000 / 61425_00_000 / 61445_00_000 / 61465_00_000

G

Lifting capacities Forces de levage

TYVEF



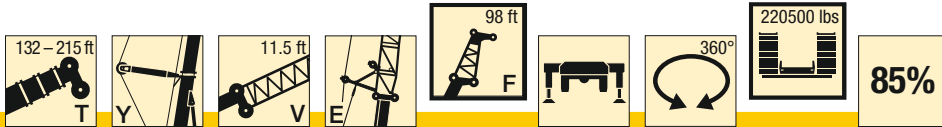
ft	132 + 20 ft*				149 + 20 ft*				165 + 20 ft*				182 + 20 ft*				198 + 20 ft*				215 + 20 ft*				ft
	98 ft				98 ft				98 ft				98 ft				98 ft				98 ft				
	0°	20°	40°	60°	0°	20°	40°	60°	0°	20°	40°	60°	0°	20°	40°	60°	0°	20°	40°	60°	0°	20°	40°	60°	
45	35				34.9																			45	
50	33.2				33.2				32.7															50	
55	31.5				31.6				31.5				31.3											55	
60	29.9				30.1				30.1				30.1				29.5							60	
65	28.6				28.8				28.8				28.9				28.4				26.9			65	
70	27.2				27.6				27.6				27.7				27.4				26.4			70	
75	26	17.6			26.4				26.6				26.7				26.4				25.5			75	
80	25	16.9			25.3	17			25.6				25.8				25.4				24.7			80	
85	23.9	16.2			24.4	16.4			24.6	16.5			24.8				24.6				23.9			85	
90	22.9	15.5			23.4	15.8			23.7	15.9			23.9	16.1			23.8				23.2			90	
95	22	14.9			22.5	15.2			22.9	15.3			23.2	15.5			23	15.5			22.5			95	
100	21.1	14.4	10		21.7	14.6			22.1	14.8			22.4	15			22.3	15			21.8	14.8		100	
105	20.2	13.8	9.7		20.9	14.1	9.8		21.3	14.3			21.7	14.6			21.6	14.5			21.2	14.4		105	
110	19.4	13.3	9.5		20.2	13.6	9.5		20.6	13.9	9.5		20.9	14.1	9.6		21	14.1			20.6	14		110	
115	18.6	12.9	9.2	5.8	19.4	13.2	9.3		19.9	13.4	9.3		20.3	13.7	9.4		20.3	13.7	9.3		20	13.6		115	
120	17.8	12.4	9	5.7	18.7	12.8	9.1	5.7	19.2	13	9.1		19.6	13.3	9.2		19.7	13.3	9.1		19.4	13.2	9	120	
125	17	12	8.7	5.7	18	12.3	8.9	5.7	18.5	12.6	8.9	5.6	19	12.9	9	5.6	19.1	13	8.9		18.9	12.9	8.8	125	
130	16.3	11.6	8.6	5.6	17.2	12	8.7	5.6	17.9	12.2	8.7	5.6	18.3	12.5	8.8	5.6	18.5	12.6	8.8	5.5	18.3	12.5	8.7	130	
135	15.6	11.2	8.4	5.6	16.5	11.6	8.5	5.6	17.3	11.9	8.5	5.5	17.8	12.2	8.6	5.5	18	12.3	8.6	5.5	17.8	12.2	8.5	5.4	135
140	15	10.9	8.2	5.5	15.8	11.2	8.3	5.5	16.7	11.6	8.4	5.5	17.2	11.8	8.5	5.5	17.4	12	8.5	5.4	17.3	11.9	8.4	5.4	140
145	14.3	10.6	8		15.3	10.9	8.1	5.5	16	11.2	8.2	5.4	16.7	11.5	8.3	5.4	16.9	11.7	8.3	5.4	16.8	11.6	8.2	5.3	145
150	13.7	10.3	7.9		14.7	10.6	8		15.5	10.9	8.1	5.4	16.1	11.2	8.2	5.4	16.4	11.4	8.2	5.4	16.3	11.3	8.1	5.3	150
155	13.2	10	7.7		14.1	10.3	7.8		14.9	10.6	7.9		15.6	10.9	8	5.4	15.9	11.1	8	5.3	15.8	11.1	8	5.3	155
160	12.6	9.7	7.6		13.5	10.1	7.7		14.4	10.3	7.8		15.1	10.6	7.9		15.5	10.8	7.9	5.3	15.4	10.8	7.9	5.3	160
165	12.1	9.4	7.5		13	9.8	7.6		13.8	10.1	7.7		14.6	10.4	7.8		15	10.5	7.8		15.1	10.6	7.8	5.3	165
170	11.6	9.2	7.4		12.6	9.5	7.5		13.3	9.8	7.6		14.1	10.1	7.7		14.6	10.3	7.7		14.7	10.3	7.7	5.2	170
175	11.1	8.9	7.4		12.1	9.3	7.4		12.9	9.6	7.5		13.6	9.9	7.6		14.1	10	7.6		14.3	10.1	7.6	5.2	175
180	10.7	8.7	7.3		11.7	9.1	7.4		12.4	9.4	7.4		13.2	9.6	7.5		13.7	9.8	7.6		13.9	9.9	7.5		180
185	10.3	8.5	7.2		11.2	8.9	7.3		12	9.1	7.4		12.7	9.4	7.4		13.3	9.6	7.5		13.5	9.7	7.5		185
190	9.9	8.3			10.8	8.6	7.3		11.6	8.9	7.3		12.3	9.2	7.4		12.8	9.4	7.4		13.1	9.5	7.4		190
195	9.6	8.1			10.4	8.5	7.2		11.2	8.7	7.2		12	9	7.3		12.4	9.2	7.3		12.8	9.3	7.3		195
200	9.2	8			10.1	8.3			10.8	8.6	7.2		11.6	8.8	7.2		12.1	9	7.2		12.4	9.1	7.3		200
205	8.9	7.9			9.7	8.1			10.5	8.4	7.1		11.2	8.6	7.2		11.7	8.8	7.2		12	8.9	7.2		205
210	8.6	7.7			9.4	8			10.1	8.2			10.8	8.5	7.1		11.4	8.7	7.1		11.7	8.8	7.1		210
215	8.3	7.6			9.1	7.8			9.8	8.1			10.5	8.3	7.1		10.9	8.5	7.1		11.2	8.6	7.1		215
220	8				8.8	7.7			9.5	7.9			10.2	8.2			10.6	8.3	7.1		10.6	8.4	7.1		220
225	7.7				8.5	7.6			9.2	7.8			9.8	8			10.3	8.2	7		9.8	8.3	7		225
230	6.9				8.2	7.5			8.9	7.7			9.5	7.9			9.9	8.1	7		9	8.2	7		230
235	4.2				7.5				8.6	7.6			9.2	7.8			9.5	7.9			8.2	8	7		235
240					6.3				8.3	7.5			8.9	7.7			9.1	7.8			7.4	7.9	7		240
245					4.2				8.1	7.5			8.6	7.6			8.3	7.7			6.7	7.7			245
250									7.3	7.2			8.2	7.5			7.5	7.6			5.9	7.4			250
255									6.2				7.1	7.4			6.6	7.5			5.2	7.1			255
260									4.2				5.8	7.4			5.8	7.1			4.5	6.5			260
265													4.4	6.9			4.8	6.7			3.8	5.7			265
270																	3.7	6			2.9	4.9			270
275																		5				4.2			275
280																		3.9				3.4			280

* adapter - pièce d'adaptateur

t_180_61501_00_000 / 61521_00_000 / 61541_00_000 / 61561_00_000

Lifting capacities Forces de levage

TYVEF



ft	132 + 20 ft*				149 + 20 ft*				165 + 20 ft*				182 + 20 ft*				198 + 20 ft*				215 + 20 ft*				ft
	98 ft				98 ft				98 ft				98 ft				98 ft				98 ft				
	0°	20°	40°	60°	0°	20°	40°	60°	0°	20°	40°	60°	0°	20°	40°	60°	0°	20°	40°	60°	0°	20°	40°	60°	
40	36.9																							40	
45	35				34.9																			45	
50	33.2				33.2				32.7															50	
55	31.5				31.6				31.5				31.3											55	
60	29.9				30.1				30.1				30.1				29.5							60	
65	28.6				28.8				28.8				28.9				28.4				26.9			65	
70	27.2				27.6				27.6				27.7				27.4				26.4			70	
75	26	17.6			26.4				26.6				26.7				26.4				25.5			75	
80	25	16.9			25.3	17			25.6				25.8				25.4				24.7			80	
85	23.9	16.2			24.4	16.4			24.6	16.5			24.8				24.6				23.9			85	
90	22.9	15.5			23.4	15.8			23.7	15.9			23.9	16.1			23.8				23.2			90	
95	22	14.9			22.5	15.2			22.9	15.3			23.2	15.5			23	15.5			22.5			95	
100	21.1	14.4	10		21.7	14.6			22.1	14.8			22.4	15			22.3	15			21.8	14.8		100	
105	20.2	13.8	9.7		20.9	14.1	9.8		21.3	14.3			21.7	14.6			21.6	14.5			21.2	14.4		105	
110	19.4	13.3	9.5		20.2	13.6	9.5		20.6	13.9	9.5		20.9	14.1	9.6		21	14.1			20.6	14		110	
115	18.6	12.9	9.2	5.8	19.4	13.2	9.3		19.9	13.4	9.3		20.3	13.7	9.4		20.3	13.7	9.3		20	13.6		115	
120	17.8	12.4	9	5.7	18.7	12.8	9.1	5.7	19.2	13	9.1		19.6	13.3	9.2		19.7	13.3	9.1		19.4	13.2	9	120	
125	17	12	8.7	5.7	18	12.3	8.9	5.7	18.5	12.6	8.9	5.6	19	12.9	9	5.6	19.1	13	8.9		18.9	12.9	8.8	125	
130	16.3	11.6	8.6	5.6	17.2	12	8.7	5.6	17.9	12.2	8.7	5.6	18.3	12.5	8.8	5.6	18.5	12.6	8.8	5.5	18.3	12.5	8.7	130	
135	15.6	11.2	8.4	5.6	16.5	11.6	8.5	5.6	17.3	11.9	8.5	5.5	17.8	12.2	8.6	5.5	18	12.3	8.6	5.5	17.8	12.2	8.5	5.4	135
140	15	10.9	8.2	5.5	15.8	11.2	8.3	5.5	16.7	11.6	8.4	5.5	17.2	11.8	8.5	5.5	17.4	12	8.5	5.4	17.3	11.9	8.4	5.4	140
145	14.3	10.6	8		15.3	10.9	8.1	5.5	16	11.2	8.2	5.4	16.7	11.5	8.3	5.4	16.9	11.7	8.3	5.4	16.8	11.6	8.2	5.3	145
150	13.7	10.3	7.9		14.7	10.6	8		15.5	10.9	8.1	5.4	16.1	11.2	8.2	5.4	16.4	11.4	8.2	5.4	16.3	11.3	8.1	5.3	150
155	13.2	10	7.7		14.1	10.3	7.8		14.9	10.6	7.9		15.6	10.9	8	5.4	15.9	11.1	8	5.3	15.8	11.1	8	5.3	155
160	12.6	9.7	7.6		13.5	10.1	7.7		14.4	10.3	7.8		15.1	10.6	7.9		15.5	10.8	7.9	5.3	15.4	10.8	7.9	5.3	160
165	12.1	9.4	7.5		13	9.8	7.6		13.8	10.1	7.7		14.6	10.4	7.8		15	10.5	7.8		15	10.6	7.8	5.3	165
170	11.6	9.2	7.4		12.6	9.5	7.5		13.3	9.8	7.6		14.1	10.1	7.7		14.3	10.3	7.7		14.1	10.3	7.7	5.2	170
175	11.1	8.9	7.4		12.1	9.3	7.4		12.9	9.6	7.5		13.6	9.9	7.6		13.9	10	7.6		13.2	10.1	7.6	5.2	175
180	10.7	8.7	7.3		11.7	9.1	7.4		12.4	9.4	7.4		13.1	9.6	7.5		13.5	9.8	7.6		12.1	9.9	7.5		180
185	10.3	8.5	7.2		11.2	8.9	7.3		12	9.1	7.4		12.6	9.4	7.4		12.9	9.6	7.5		11.1	9.7	7.5		185
190	9.9	8.3			10.8	8.6	7.3		11.5	8.9	7.3		12.1	9.2	7.4		11.9	9.4	7.4		10.1	9.5	7.4		190
195	9.6	8.1			10.4	8.5	7.2		11.1	8.7	7.2		11.8	9	7.3		10.9	9.2	7.3		9.1	9.3	7.3		195
200	9.2	8			10.1	8.3			10.7	8.6	7.2		11.2	8.8	7.2		10	9	7.2		8.2	9.1	7.3		200
205	8.9	7.9			9.6	8.1			10.3	8.4	7.1		10.4	8.6	7.2		9.1	8.8	7.2		7.3	8.9	7.2		205
210	8.6	7.7			9.1	8			10	8.2			9.6	8.5	7.1		8.2	8.6	7.1		6.4	8.7	7.1		210
215	8.3	7.6			8.4	7.8			9.6	8.1			8.8	8.3	7.1		7.4	8.4	7.1		5.6	8.2	7.1		215
220	8				7.6	7.7			9	7.9			8	8.1			6.6	8.3	7.1		4.8	7.5	7.1		220
225	7.5				6.7	7.6			8.4	7.8			7.2	8			5.8	7.9	7		4	6.6	7		225
230	6.8				6	7.2			7.8	7.7			6.4	7.8			5.1	7.3	7			5.8	7		230
235	4.2				5.1				7.1	7.6			5.7	7.4			4.4	6.6			5	6.5			235
240					4.2				6.4	7.5			5	6.7			3.7	5.8			4.3	5.9			240
245					3.4				5.7	6.9			4.3	6			2.9	5			3.4				245
250									4.9				3.6	5.3				4.3							250
255									4.2				2.8	4.5				3.5							255
260									3.5					3.7				2.7							260
265														2.8											265

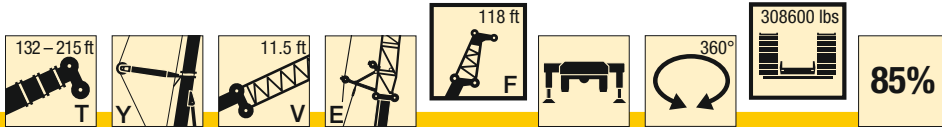
* adapter - pièce d'adaptateur

t_180_61505_00_000 / 61525_00_000 / 61545_00_000 / 61565_00_000

G

Lifting capacities Forces de levage

TYVEF



G

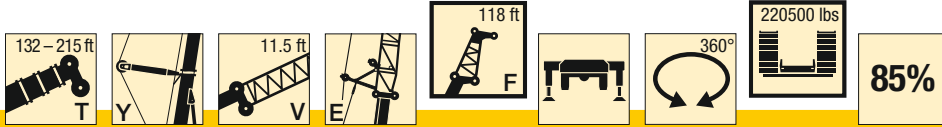
ft	132 + 20 ft*				149 + 20 ft*				165 + 20 ft*				182 + 20 ft*				198 + 20 ft*				215 + 20 ft*				ft
	118 ft				118 ft				118 ft				118 ft				118 ft				118 ft				
	0°	20°	40°	60°	0°	20°	40°	60°	0°	20°	40°	60°	0°	20°	40°	60°	0°	20°	40°	60°	0°	20°	40°	60°	
45	28.1																							45	
50	26.7				27.7																			50	
55	25.3				26.4				26															55	
60	24.1				25.2				25				25											60	
65	22.9				24.1				24				24				23.5							65	
70	21.9				23				23				23				22.6				21.5			70	
75	20.9				22				22				22.1				21.8				21			75	
80	20				21.1				21.2				21.3				21				20.3			80	
85	19.1	12.8			20.2				20.4				20.5				20.3				19.7			85	
90	18.4	12.2			19.5	13.2			19.6				19.8				19.6				19.1			90	
95	17.6	11.7			18.8	12.8			18.9	12.9			19.1				19				18.4			95	
100	16.8	11.2			18	12.3			18.2	12.4			18.5	12.5			18.3				17.9			100	
105	16.2	10.8			17.3	11.9			17.6	12			17.9	12.2			17.7	12.1			17.4			105	
110	15.5	10.4			16.7	11.5			16.9	11.6			17.3	11.8			17.2	11.8			16.8	11.6		110	
115	14.9	10	6.8		16.1	11.1			16.4	11.3			16.7	11.4			16.7	11.4			16.4	11.3		115	
120	14.2	9.6	6.7		15.5	10.7	7.3		15.8	10.9			16.2	11.1			16.2	11.1			15.9	11		120	
125	13.6	9.2	6.5		15	10.3	7.1		15.3	10.5	7.1		15.6	10.7			15.7	10.8			15.5	10.6		125	
130	13	8.8	6.3		14.4	10	7		14.8	10.2	7		15.2	10.4	7		15.2	10.5			15.1	10.3		130	
135	12.4	8.5	6.2	3.3	13.9	9.6	6.8		14.3	9.8	6.8		14.7	10.1	6.9		14.8	10.1	6.9		14.6	10.1		135	
140	11.8	8.2	6	3.2	13.4	9.3	6.6	3.8	13.8	9.5	6.7		14.2	9.7	6.7		14.4	9.8	6.7		14.2	9.8	6.7	140	
145	11.3	7.9	5.9	3.2	12.8	9	6.5	3.8	13.4	9.2	6.6	3.8	13.8	9.4	6.6	3.8	14	9.5	6.6		13.8	9.5	6.6	145	
150	10.8	7.6	5.8	3.2	12.3	8.7	6.4	3.7	12.9	8.9	6.4	3.8	13.4	9.1	6.5	3.8	13.6	9.3	6.5	3.7	13.5	9.2	6.4	150	
155	10.3	7.4	5.6	3.2	11.9	8.4	6.2	3.7	12.4	8.6	6.3	3.7	13	8.9	6.4	3.8	13.2	9	6.4	3.7	13.1	9	6.3	3.7	155
160	9.9	7.2	5.5	3.2	11.4	8.1	6.1	3.7	12	8.4	6.2	3.7	12.5	8.6	6.2	3.7	12.8	8.7	6.3	3.7	12.8	8.7	6.2	3.7	160
165	9.4	7	5.4		11	7.9	6	3.7	11.6	8.1	6.1	3.7	12.1	8.4	6.1	3.7	12.4	8.5	6.2	3.7	12.4	8.5	6.1	3.7	165
170	9	6.8	5.3		10.5	7.6	5.9		11.1	7.9	6	3.7	11.7	8.1	6	3.7	12.1	8.3	6.1	3.7	12.1	8.3	6.1	3.7	170
175	8.6	6.6	5.2		10.1	7.4	5.8		10.7	7.7	5.9		11.3	7.9	5.9	3.7	11.7	8	6	3.7	11.8	8.1	6	3.7	175
180	8.3	6.5	5.1		9.7	7.2	5.7		10.3	7.5	5.8		11	7.7	5.9		11.3	7.8	5.9	3.7	11.5	7.9	5.9	3.6	180
185	7.9	6.3	5		9.4	7.1	5.6		9.9	7.3	5.7		10.6	7.5	5.8		11	7.6	5.8		11.1	7.7	5.8	3.6	185
190	7.6	6.1	5		9	6.9	5.5		9.6	7.1	5.6		10.2	7.3	5.7		10.6	7.5	5.7		10.8	7.5	5.7	3.6	190
195	7.3	6	4.9		8.7	6.7	5.4		9.2	6.9	5.5		9.9	7.2	5.6		10.3	7.3	5.7		10.5	7.3	5.6		195
200	7.1	5.8	4.9		8.3	6.6	5.4		8.9	6.8	5.4		9.5	7	5.5		10	7.1	5.6		10.2	7.2	5.6		200
205	6.8	5.7	4.8		8	6.4	5.3		8.6	6.6	5.4		9.2	6.8	5.5		9.6	7	5.5		9.6	7	5.5		205
210	6.6	5.6			7.7	6.3	5.3		8.3	6.5	5.3		8.9	6.7	5.4		9.3	6.8	5.4		9.6	6.9	5.5		210
215	6.4	5.5			7.5	6.1	5.2		7.9	6.3	5.3		8.6	6.5	5.3		9	6.7	5.4		9.3	6.8	5.4		215
220	6.2	5.4			7.2	6			7.7	6.2	5.2		8.3	6.4	5.3		8.7	6.6	5.3		9	6.7	5.3		220
225	6	5.3			7	5.9			7.5	6.1	5.2		8	6.3	5.2		8.5	6.4	5.3		8.7	6.5	5.3		225
230	5.8	5.2			6.7	5.8			7.3	6			7.7	6.2	5.2		8.2	6.3	5.2		8.5	6.4	5.2		230
235	5.6	5.2			6.5	5.7			7	5.9			7.5	6.1	5.2		8	6.2	5.2		8.2	6.3	5.2		235
240	5.4				6.3	5.6			6.8	5.8			7.3	5.9			7.6	6.1	5.1		7.7	6.2	5.2		240
245	5.3				6.1	5.5			6.6	5.7			7.1	5.8			7.4	6	5.1		7.2	6.1	5.1		245
250	4.6				5.7	5.5			6.4	5.6			6.9	5.7			7.2	5.9	5.1		6.7	6	5.1		250
255					5.1				6.2	5.5			6.7	5.7			7	5.8			6.1	5.9	5.1		255
260					4				6	5.4			6.5	5.6			6.6	5.7			5.4	5.8	5.1		260
265									5.8	5.4			6.3	5.5			6.1	5.6			4.8	5.7			265
270									5.2	5.3			5.7	5.4			5.5	5.5			4.1	5.6			270
275									4.1				4.8	5.4			4.7	5.5			3.5	5.4			275
280													3.7	5.3			3.9	5.3			2.8	4.8			280
285														4.9			2.8	5.1				4.1			285
290																		4.4				3.5			290
295																		3.6							295

* adapter · pièce d'adaptateur

t_180_61001_00_000 / 61621_00_000 / 61641_00_000 / 61661_00_000

Lifting capacities Forces de levage

TYVEF



ft	132 + 20 ft*				149 + 20 ft*				165 + 20 ft*				182 + 20 ft*				198 + 20 ft*				215 + 20 ft*				ft
	118 ft				118 ft				118 ft				118 ft				118 ft				118 ft				
	0°	20°	40°	60°	0°	20°	40°	60°	0°	20°	40°	60°	0°	20°	40°	60°	0°	20°	40°	60°	0°	20°	40°	60°	
45	28.1																							45	
50	26.7				27.7																			50	
55	25.3				26.4				26															55	
60	24.1				25.2				25				25											60	
65	22.9				24.1				24				24				23.5							65	
70	21.9				23				23				23				22.6				21.5			70	
75	20.9				22				22				22.1				21.8				21			75	
80	20				21.1				21.2				21.3				21				20.3			80	
85	19.1	12.8			20.2				20.4				20.5				20.3				19.7			85	
90	18.4	12.2			19.5	13.2			19.6				19.8				19.6				19.1			90	
95	17.6	11.7			18.8	12.8			18.9	12.9			19.1				19				18.4			95	
100	16.8	11.2			18	12.3			18.2	12.4			18.5	12.5			18.3				17.9			100	
105	16.2	10.8			17.3	11.9			17.6	12			17.9	12.2			17.7	12.1			17.4			105	
110	15.5	10.4			16.7	11.5			16.9	11.6			17.3	11.8			17.2	11.8			16.8	11.6		110	
115	14.9	10	6.8		16.1	11.1			16.4	11.3			16.7	11.4			16.7	11.4			16.4	11.3		115	
120	14.2	9.6	6.7		15.5	10.7	7.3		15.8	10.9			16.2	11.1			16.2	11.1			15.9	11		120	
125	13.6	9.2	6.5		15	10.3	7.1		15.3	10.5	7.1		15.6	10.7			15.7	10.8			15.5	10.6		125	
130	13	8.8	6.3		14.4	10	7		14.8	10.2	7		15.2	10.4	7		15.2	10.5			15.1	10.3		130	
135	12.4	8.5	6.2	3.3	13.9	9.6	6.8		14.3	9.8	6.8		14.7	10.1	6.9		14.8	10.1	6.9		14.6	10.1		135	
140	11.8	8.2	6	3.2	13.4	9.3	6.6	3.8	13.8	9.5	6.7		14.2	9.7	6.7		14.4	9.8	6.7		14.2	9.8	6.7	140	
145	11.3	7.9	5.9	3.2	12.8	9	6.5	3.8	13.4	9.2	6.6	3.8	13.8	9.4	6.6	3.8	14	9.5	6.6		13.8	9.5	6.6	145	
150	10.8	7.6	5.8	3.2	12.3	8.7	6.4	3.7	12.9	8.9	6.4	3.8	13.4	9.1	6.5	3.8	13.6	9.3	6.5	3.7	13.5	9.2	6.4	150	
155	10.3	7.4	5.6	3.2	11.9	8.4	6.2	3.7	12.4	8.6	6.3	3.7	13	8.9	6.4	3.8	13.2	9	6.4	3.7	13.1	9	6.3	3.7	155
160	9.9	7.2	5.5	3.2	11.4	8.1	6.1	3.7	12	8.4	6.2	3.7	12.5	8.6	6.2	3.7	12.8	8.7	6.3	3.7	12.8	8.7	6.2	3.7	160
165	9.4	7	5.4		11	7.9	6	3.7	11.6	8.1	6.1	3.7	12.1	8.4	6.1	3.7	12.4	8.5	6.2	3.7	12.4	8.5	6.1	3.7	165
170	9	6.8	5.3		10.5	7.6	5.9		11.1	7.9	6	3.7	11.7	8.1	6	3.7	12.1	8.3	6.1	3.7	12.1	8.3	6.1	3.7	170
175	8.6	6.6	5.2		10.1	7.4	5.8		10.7	7.7	5.9		11.3	7.9	5.9	3.7	11.7	8	6	3.7	11.8	8.1	6	3.7	175
180	8.3	6.5	5.1		9.7	7.2	5.7		10.3	7.5	5.8		11	7.7	5.9		11.3	7.8	5.9	3.7	11.5	7.9	5.9	3.6	180
185	7.9	6.3	5		9.4	7.1	5.6		9.9	7.3	5.7		10.6	7.5	5.8		11	7.6	5.8		11.1	7.7	5.8	3.6	185
190	7.6	6.1	5		9	6.9	5.5		9.6	7.1	5.6		10.2	7.3	5.7		10.5	7.5	5.7		10.4	7.5	5.7	3.6	190
195	7.3	6	4.9		8.7	6.7	5.4		9.2	6.9	5.5		9.8	7.2	5.6		10.2	7.3	5.7		9.7	7.3	5.6		195
200	7.1	5.8	4.9		8.3	6.6	5.4		8.9	6.8	5.4		9.4	7	5.5		9.8	7.1	5.6		8.9	7.2	5.6		200
205	6.8	5.7	4.8		8	6.4	5.3		8.6	6.6	5.4		9.1	6.8	5.5		9.4	7	5.5		8	7	5.5		205
210	6.6	5.6			7.7	6.3	5.3		8.3	6.5	5.3		8.8	6.7	5.4		8.8	6.8	5.4		7.2	6.9	5.5		210
215	6.4	5.5			7.5	6.1	5.2		7.9	6.3	5.3		8.4	6.5	5.3		8.1	6.7	5.4		6.3	6.8	5.4		215
220	6.2	5.4			7.2	6			7.6	6.2	5.2		8.1	6.4	5.3		7.3	6.6	5.3		5.6	6.7	5.3		220
225	6	5.3			6.8	5.9			7.4	6.1	5.2		7.7	6.3	5.2		6.6	6.4	5.3		4.9	6.5	5.3		225
230	5.8	5.2			6.4	5.8			7.2	6			7.2	6.2	5.2		5.9	6.3	5.2		4.2	6.4	5.2		230
235	5.6	5.2			5.8	5.7			7	5.9			6.5	6.1	5.2		5.2	6.2	5.2		3.4	6.1	5.2		235
240	5.4				5.4	5.6			6.7	5.8			5.8	5.9			4.5	6.1	5.1		2.7	5.5	5.2		240
245	5.2				4.6	5.5			6.3	5.7			5.1	5.8			3.9	5.9	5.1			4.8	5.1		245
250	4.5				3.8	5.3			5.8	5.6			4.5	5.7			3.2	5.5	5.1			4.1	5.1		250
255					3.1				5.2	5.5			3.8	5.3			2.6	4.8				3.4	4.9		255
260									4.6	5.4			3.2	5				4.1				2.7	4.4		260
265									3.9	5.1				4.4				3.4							265
270									3.2	4.7				3.7											270
275									2.6					3											275

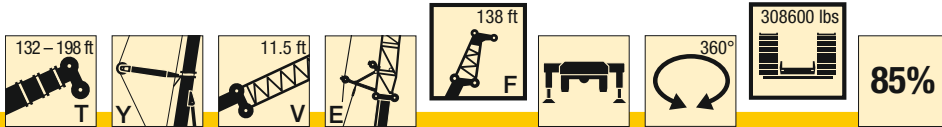
* adapter · pièce d'adaptateur

t_180_61605_00_000 / 61625_00_000 / 61645_00_000 / 61665_00_000

G

Lifting capacities Forces de levage

TYVEF



G

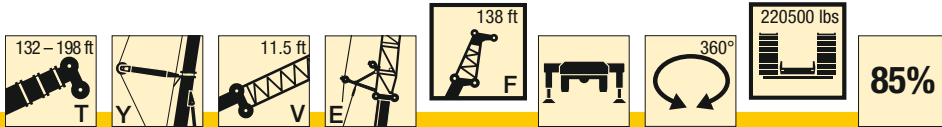
ft	132 + 20 ft*			149 + 20 ft*			165 + 20 ft*			182 + 20 ft*			198 + 20 ft*		ft	
	138 ft			138 ft			138 ft			138 ft			138 ft			
	0°	20°	40°	0°	20°	40°	0°	20°	40°	0°	20°	40°	0°	20°		
50	22.4														50	
55	21.3			21.1											55	
60	20.3			20.2			20.2				19.9				60	
65	19.3			19.3			19.4				19.3				65	
70	18.5			18.5			18.6				18.5			18	70	
75	17.7			17.7			17.8				17.8			17.3	75	
80	16.9			17			17.1				17.1			16.7	80	
85	16.1			16.3			16.4				16.4			16.1	85	
90	15.5			15.6			15.8				15.9			15.6	90	
95	14.8	10		15			15.2				15.3			15	95	
100	14.2	9.6		14.5	9.7		14.6				14.7			14.5	100	
105	13.6	9.2		13.9	9.3		14.1	9.5			14.2			14.1	105	
110	13.1	8.9		13.3	9		13.6	9.1			13.8	9.2		13.6	110	
115	12.6	8.5		12.8	8.7		13.1	8.8			13.3	8.9		13.1	8.8	115
120	12.1	8.2		12.4	8.3		12.6	8.5			12.8	8.6		12.7	8.5	120
125	11.6	7.9		11.9	8		12.2	8.2			12.4	8.3		12.3	8.3	125
130	11.1	7.5		11.5	7.7		11.8	7.9			12	8		11.9	8	130
135	10.7	7.3	5.1	11.1	7.4	5.1	11.4	7.6			11.6	7.7		11.6	7.7	135
140	10.2	7	5	10.7	7.2	5	11	7.4	5		11.2	7.5		11.2	7.5	140
145	9.7	6.8	4.8	10.3	7	4.9	10.6	7.1	4.9		10.9	7.3	4.9	10.9	7.2	145
150	9.3	6.5	4.7	9.9	6.7	4.7	10.3	6.9	4.8		10.5	7	4.8	10.5	7	150
155	8.9	6.3	4.6	9.4	6.5	4.6	9.9	6.7	4.7		10.2	6.8	4.7	10.2	6.9	155
160	8.5	6.1	4.5	9	6.3	4.5	9.5	6.5	4.6		9.8	6.6	4.6	9.9	6.7	160
165	8.2	5.9	4.3	8.7	6.1	4.4	9.2	6.3	4.4		9.5	6.4	4.5	9.6	6.5	165
170	7.8	5.7	4.2	8.3	5.9	4.3	8.8	6.1	4.3		9.2	6.3	4.4	9.3	6.3	170
175	7.4	5.5	4.1	8	5.7	4.2	8.5	5.9	4.3		8.9	6.1	4.3	9	6.1	175
180	7.2	5.4	4	7.7	5.6	4.1	8.2	5.8	4.2		8.6	5.9	4.2	8.7	6	180
185	6.9	5.2	3.9	7.4	5.4	4	7.9	5.6	4.1		8.3	5.7	4.1	8.5	5.8	185
190	6.6	5.1	3.9	7.1	5.2	3.9	7.6	5.4	4		8	5.6	4.1	8.2	5.7	190
195	6.4	4.9	3.8	6.8	5.1	3.8	7.3	5.3	3.9		7.7	5.4	4	7.9	5.5	195
200	6.1	4.7	3.7	6.6	5	3.8	7	5.1	3.8		7.5	5.3	3.9	7.6	5.4	200
205	5.8	4.6	3.6	6.4	4.8	3.7	6.8	5	3.8		7.2	5.2	3.8	7.4	5.3	205
210	5.6	4.5	3.6	6.1	4.7	3.6	6.6	4.9	3.7		6.9	5	3.8	7.2	5.1	210
215	5.4	4.4	3.5	5.9	4.6	3.6	6.4	4.7	3.6		6.7	4.9	3.7	7	5	215
220	5.2	4.2	3.5	5.7	4.4	3.5	6.1	4.6	3.6		6.5	4.8	3.7	6.7	4.9	220
225	5	4.1	3.4	5.5	4.3	3.5	5.9	4.5	3.5		6.3	4.7	3.6	6.5	4.8	225
230	4.8	4		5.3	4.2	3.4	5.7	4.4	3.5		6.1	4.5	3.5	6.3	4.7	230
235	4.6	3.9		5.1	4.1	3.4	5.5	4.3	3.5		5.9	4.5	3.5	6.1	4.5	235
240	4.5	3.9		4.9	4		5.3	4.2	3.4		5.7	4.4	3.5	6	4.4	240
245	4.3	3.8		4.7	3.9		5.2	4.1	3.4		5.5	4.3	3.4	5.8	4.3	245
250	4.1	3.7		4.6	3.9		5	4			5.4	4.2	3.4	5.6	4.3	250
255	4	3.6		4.4	3.8		4.8	3.9			5.2	4.1	3.4	5.4	4.2	255
260	3.8			4.3	3.7		4.6	3.8			5	4		5.2	4.1	260
265	3.7			4.1	3.6		4.5	3.8			4.9	3.9		5.1	4	265
270				3.9			4.3	3.7			4.7	3.8		4.9	3.9	270
275				3.6			4.2	3.6			4.5	3.8		4.7	3.9	275
280							4	3.6			4.4	3.7		4.5	3.8	280
285							3.7				4.2	3.6		4.2	3.7	285
290							3.4				3.5	3.6		3.5	3.7	290
295											2.8	3.5			3.4	295
300												3.5				300
305												2.6				305

* adapter · pièce d'adaptateur

t_180_61701_00_000 / 61721_00_000 / 61741_00_000

Lifting capacities Forces de levage

TYVEF



ft	132 + 20 ft*			149 + 20 ft*			165 + 20 ft*			182 + 20 ft*			198 + 20 ft*		ft	
	138 ft			138 ft			138 ft			138 ft			138 ft			
	0°	20°	40°	0°	20°	40°	0°	20°	40°	0°	20°	40°	0°	20°		
50	22.4														50	
55	21.3			21.1											55	
60	20.3			20.2			20.2				19.9				60	
65	19.3			19.3			19.4				19.3				65	
70	18.5			18.5			18.6				18.5			18	70	
75	17.7			17.7			17.8				17.8			17.3	75	
80	16.9			17			17.1				17.1			16.7	80	
85	16.1			16.3			16.4				16.4			16.1	85	
90	15.5			15.6			15.8				15.9			15.6	90	
95	14.8	10		15			15.2				15.3			15	95	
100	14.2	9.6		14.5	9.7		14.6				14.7			14.5	100	
105	13.6	9.2		13.9	9.3		14.1	9.5			14.2			14.1	105	
110	13.1	8.9		13.3	9		13.6	9.1			13.8	9.2		13.6	110	
115	12.6	8.5		12.8	8.7		13.1	8.8			13.3	8.9		13.1	8.8	115
120	12.1	8.2		12.4	8.3		12.6	8.5			12.8	8.6		12.7	8.5	120
125	11.6	7.9		11.9	8		12.2	8.2			12.4	8.3		12.3	8.3	125
130	11.1	7.5		11.5	7.7		11.8	7.9			12	8		11.9	8	130
135	10.7	7.3	5.1	11.1	7.4	5.1	11.4	7.6			11.6	7.7		11.6	7.7	135
140	10.2	7	5	10.7	7.2	5	11	7.4	5		11.2	7.5		11.2	7.5	140
145	9.7	6.8	4.8	10.3	7	4.9	10.6	7.1	4.9		10.9	7.3	4.9	10.9	7.2	145
150	9.3	6.5	4.7	9.9	6.7	4.7	10.3	6.9	4.8		10.5	7	4.8	10.5	7	150
155	8.9	6.3	4.6	9.4	6.5	4.6	9.9	6.7	4.7		10.2	6.8	4.7	10.2	6.9	155
160	8.5	6.1	4.5	9	6.3	4.5	9.5	6.5	4.6		9.8	6.6	4.6	9.9	6.7	160
165	8.2	5.9	4.3	8.7	6.1	4.4	9.2	6.3	4.4		9.5	6.4	4.5	9.6	6.5	165
170	7.8	5.7	4.2	8.3	5.9	4.3	8.8	6.1	4.3		9.2	6.3	4.4	9.3	6.3	170
175	7.4	5.5	4.1	8	5.7	4.2	8.5	5.9	4.3		8.9	6.1	4.3	9	6.1	175
180	7.2	5.4	4	7.7	5.6	4.1	8.2	5.8	4.2		8.6	5.9	4.2	8.7	6	180
185	6.9	5.2	3.9	7.4	5.4	4	7.9	5.6	4.1		8.3	5.7	4.1	8.5	5.8	185
190	6.6	5.1	3.9	7.1	5.2	3.9	7.6	5.4	4		8	5.6	4.1	8.2	5.7	190
195	6.4	4.9	3.8	6.8	5.1	3.8	7.3	5.3	3.9		7.7	5.4	4	7.9	5.5	195
200	6.1	4.7	3.7	6.6	5	3.8	7	5.1	3.8		7.5	5.3	3.9	7.6	5.4	200
205	5.8	4.6	3.6	6.4	4.8	3.7	6.8	5	3.8		7.2	5.2	3.8	7.4	5.3	205
210	5.6	4.5	3.6	6.1	4.7	3.6	6.6	4.9	3.7		6.9	5	3.8	7.1	5.1	210
215	5.4	4.4	3.5	5.9	4.6	3.6	6.4	4.7	3.6		6.7	4.9	3.7	6.9	5	215
220	5.2	4.2	3.5	5.7	4.4	3.5	6.1	4.6	3.6		6.5	4.8	3.7	6.6	4.9	220
225	5	4.1	3.4	5.5	4.3	3.5	5.9	4.5	3.5		6.2	4.7	3.6	6.4	4.8	225
230	4.8	4		5.3	4.2	3.4	5.7	4.4	3.5		6	4.5	3.5	6	4.7	230
235	4.6	3.9		5.1	4.1	3.4	5.4	4.3	3.5		5.8	4.5	3.5	5.4	4.5	235
240	4.5	3.9		4.9	4		5.3	4.2	3.4		5.6	4.4	3.5	4.8	4.4	240
245	4.3	3.8		4.7	3.9		5.1	4.1	3.4		5.2	4.3	3.4	4.2	4.3	245
250	4.1	3.7		4.5	3.9		4.9	4			4.7	4.2	3.4	3.5	4.2	250
255	4	3.6		4.2	3.8		4.7	3.9			4.2	4	3.4	2.9	4.1	255
260	3.8			3.6	3.7		4.5	3.8			3.7	4			3.6	260
265	3.7			2.9	3.6		4.2	3.8			3.1	3.9			2.9	265
270							3.9	3.7			2.5	3.6				270
275							3.4	3.6				3				275
280							2.8	3.6								280

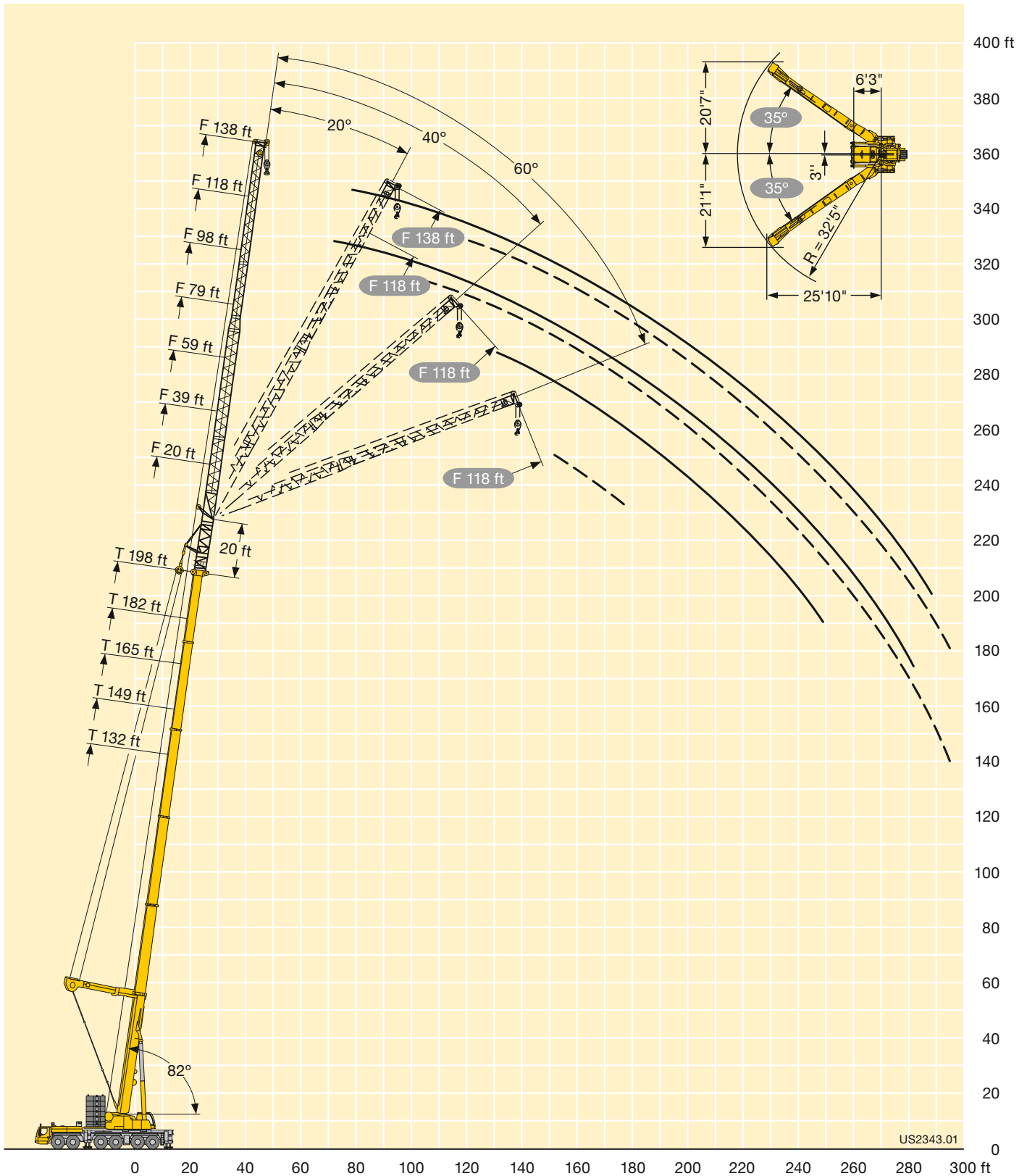
G

* adapter · pièce d'adaptateur

t_180_61705_00_000 / 61725_00_000 / 61745_00_000

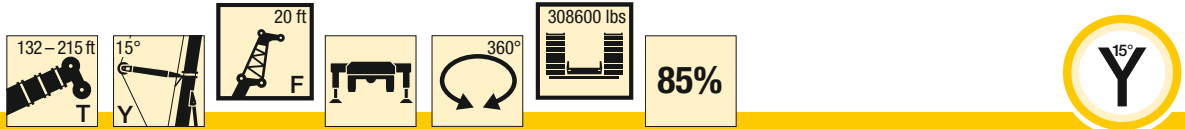
Lifting heights Hauteurs de levage

TYVEF



Lifting capacities Forces de levage

TYF



ft	132 + 8 ft*				149 + 8 ft*				165 + 8 ft*				182 + 8 ft*				198 + 8 ft*				215 + 8 ft*				ft	
	20 ft				20 ft				20 ft				20 ft				20 ft				20 ft					
	0°	20°	40°	60°	0°	20°	40°	60°	0°	20°	40°	60°	0°	20°	40°	60°	0°	20°	40°	60°	0°	20°	40°	60°		
32	88.4				81.4																			32		
34	88.4				81.3																			34		
36	88.3				81.2																			36		
38	88	76.4		53.4	81	76.8			69.9															38		
40	87.7	75.6	59.4	53.4	80.7	76.3	59.8		70.8															40		
45	86.8	73.2	58.6	53.2	79.9	74.6	59.1	53.2	72.3	71.2			59.6											45		
50	85.8	70.7	57.8	53	79.1	72.5	58.2	53.1	72.5	68.9	57.2	52.1	62		51.6		45.2							50		
55	84.3	68.1	57	52.8	78.4	70.4	57.5	52.9	72.2	66.5	56	51.5	63.4	64.3	51.1	50.6	47.8	50.3			35.6			55		
60	82	65.6	56.3		77.7	68.3	56.8		71.6	64.3	54.7	50.7	64.4	63.6	54.1	50.1	50.7	52.7	52.7		37.3	40.2		60		
65	78	63.3	55.2		76.9	66.1	56.2		70.3	62.3	53.5	50	63.5	61.6	52.9	49.3	51.8	52.8	51.6	48.4	39.7	42.2	41.5	39.4	65	
70	74.5	61.2	54		75.6	63.9	55.4		69	60.4	52.3		62.4	59.7	51.8	48.6	51.3	51.7	50.5	47.7	41	42.5	40.5	38.7	70	
75	71.2	59.2	52.8		73.9	62	54.5		67.7	58.7	51.3		61.1	58.1	50.7			50.4	50.5	49.4	47	41.3	41.9	39.4	37.9	75
80	68.2	57.4	51.7		71.9	60.1	53.4		66.1	57	50.3		59.5	56.4	49.7			49.3	49.3	48.4		40.7	40.8	38.4	37.1	80
85	65.4	55.7	50.7		69.6	58.4	52.4		64.4	55.5	49.4		58	54.9	48.8			48.1	48	47.4		39.9	39.6	37.4	36.4	85
90	62.8	54.2	49.8		65	56.8	51.5		62.5	54.1	48.5		56.5	53.6	47.9			47	46.9	46.6		38.9	38.4	36.5		90
95	59.7	52.8	49		60.3	55.4	50.6		59.8	52.8	47.7		55	52.3	47.1			45.8	45.8	45.7		37.9	37.3	35.5		95
100	55.9	51.5			55.8	54	49.8		56.2	51.5	47		53.5	51	46.3			44.8	44.7	44.9		37	36.1	34.6		100
105	51.8	50.3			51.6	52.6	49.1		52.2	50.3	46.4		51.6	49.9	45.6			43.7	43.7	44		36.1	35.1	33.6		105
110	48.1	48.6			48	49.2	48.3		48.6	48.5	45.8		48.7	47.7	45			42.8	42.8	43.2		35.1	34.1	32.8		110
115	44.7	45.8			44.6	45.9			45.8	46	45		45.7	45.7	44.1			41.8	41.9	42.3		34.3	33.1	31.9		115
120	41.5	42.5			41.4	42.6			43.7	43.1			43	43.6	42.9			40.4	40.8	41.3		33.5	32.2	31.1		120
125	38.4	39.4			38.3	39.5			41.9	40.1			41	40.9	41.1			38.3	39.4	40		32.7	31.3	30.4		125
130	35.5	36.4			35.5	36.6			39.5	38.3			38.6	38.1	38.6			35.8	36.9	37.7		31.9	30.5	29.7		130
135	32.3				32.9	33.9			37	36.9			36.1	36.2				34.2	34.5	35.2		31.2	29.7	29		135
140	27.9				30.4	31.3			34.6	35.2			33.7	34.3				32.6	32.4			30.3	29	28.4		140
150	12.9				25.6				30.1	30.8			29.3	30.1				28.7	29.5			27.6	27.7	27.2		150
160					16.6				26.2				25.5	26.1				24.9	25.8			23.9	24.7			160
170									20.8				22.1	22.6				21.5	22.3			20.5	21.2			170
180													18.4					18.5	19.2			17.5	18.1			180
190													12.3					15.8	16.4			14.8	15.3			190
200																		11.4				12.3	12.8			200
210																						9.4				210
220																						4.7				220

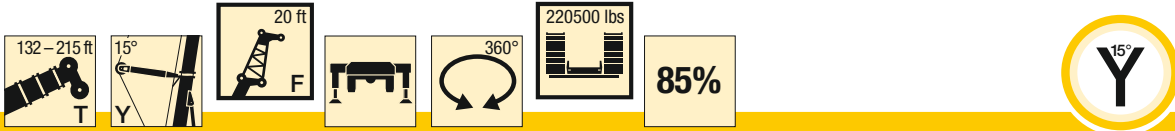
* adapter - pièce d'adaptateur

t_180_18101_00_000 / 18121_00_000 / 18141_00_000 / 18164_00_000

H

Lifting capacities Forces de levage

TYF



ft	132 + 8 ft*				149 + 8 ft*				165 + 8 ft*				182 + 8 ft*				198 + 8 ft*				215 + 8 ft*				ft		
	20 ft				20 ft				20 ft				20 ft				20 ft				20 ft						
	0°	20°	40°	60°	0°	20°	40°	60°	0°	20°	40°	60°	0°	20°	40°	60°	0°	20°	40°	60°	0°	20°	40°	60°			
28	88.3																							28			
30	88.4				81.4																			30			
32	88.4	77.9			81.4																			32			
34	88.4	77.5			81.3																			34			
36	88.3	77	60.4		81.2	77.2																		36			
38	88	76.4	60	53.4	81	76.8			69.9															38			
40	87.7	75.6	59.6	53.4	80.7	76.3	59.9		70.8															40			
45	86.8	73.2	58.6	53.2	79.9	74.6	59.1	53.2	72.3	71.2														45			
50	85.8	70.7	57.8	53	79.1	72.5	58.2	53.1	72.5	68.9	57.2	52.1		62		51.6			45.2					50			
55	84.3	68.1	57	52.8	78.4	70.4	57.5	52.9	72.2	66.5	56	51.5		63.4	64.3	51.1	50.6		47.8	50.3			35.6	55			
60	82	65.6	56.3		77.7	68.3	56.8		71.6	64.3	54.7	50.7		64.4	63.6	54.1	50.1		50.7	52.7	52.7		37.3	40.2	60		
65	78	63.3	55.2		76.9	66.1	56.2		70.3	62.3	53.5	50		63.5	61.6	52.9	49.3		51.8	52.8	51.6	48.4	39.7	42.2	41.5	39.4	65
70	74.5	61.2	54		74.8	63.9	55.4		69	60.4	52.3			62.4	59.7	51.8	48.6		51.3	51.7	50.5	47.7	41	42.5	40.5	38.7	70
75	71	59.2	52.8		70.9	62	54.5		67.1	58.7	51.3			61	58.1	50.7			50.4	50.5	49.4	47	41.3	41.9	39.4	37.9	75
80	66.9	57.4	51.7		65.7	60.1	53.4		64.1	57	50.3			59.1	56.4	49.7			49.3	49.3	48.4		40.7	40.8	38.4	37.1	80
85	61.2	55.7	50.7		60.1	58.4	52.4		59.2	55.5	49.4			56.8	54.9	48.8			48.1	48	47.4		39.9	39.6	37.4	36.4	85
90	55.9	54.2	49.8		55.2	56.2	51.5		54.5	53.6	48.5			53.5	52.5	47.9			47	46.9	46.6		38.9	38.4	36.5		90
95	51.1	51.7	49		50.7	52.6	50.5		51.5	51	47.6			50.2	50	47.1			45.5	45.6	45.7		37.9	37.3	35.5		95
100	46.6	48.2			46.4	48.2	48.7		49.1	47.7	46.4			47	47.1	46			43.6	43.9	44.5		37	36.1	34.6		100
105	42.5	44			42.4	44	44.9		46	43.9	44.8			44	43.7	44.4			40.7	41.6	42.5		36.1	35.1	33.6		105
110	38.9	40.2			38.8	40.3	41.1		42.6	41.7	41.4			40.8	40.7	41.3			38.6	38.4	39.5		35.1	34.1	32.8		110
115	35.5	36.8			35.4	36.8			39.4	39.7	39.2			37.8	38.4	38.3			36.1	36.1	36.5		33.5	33	31.9		115
120	32.4	33.6			32.4	33.7			36.4	37.4				35	36.1	35.9			33.4	34.3	34.2		31.5	31.9	31.1		120
125	29.6	30.6			29.5	30.7			33.5	34.5				32.5	33.5	34.3			30.9	32.4	32.8		29.2	30.4	30.3		125
130	27	27.9			27	28.1			31	31.9				30.1	31.1	31.7			28.7	30.1	30.7		27	28.1	28.8		130
135	24.6				24.6	25.6			28.6	29.4				27.8	28.7				26.5	27.9	28.5		24.9	26	26.8		135
140	22.3				22.4	23.3			26.4	27.1				25.6	26.4				24.6	25.8			23	24	24.7		140
150	12.6				18.4				22.4	23				21.6	22.4				20.9	22			19.4	20.3	20.9		150
160					14.3				19					18.2	18.8				17.6	18.5			16.3	17.1			160
170									15.9					15.2	15.7				14.6	15.4			13.5	14.2			170
180														12.5					11.9	12.6			10.9	11.5			180
190														10					9.4	10			8.3	8.9			190
200																			7.1				6.1	6.5			200
210																							4				210

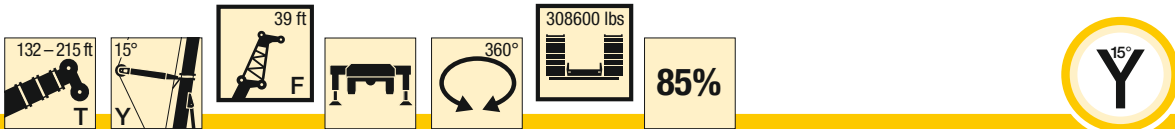
* adapter · pièce d'adaptateur

t_180_18105_00_000 / 18125_00_000 / 18145_00_000 / 18165_00_000

H

Lifting capacities Forces de levage

TYF



ft	132 + 8 ft*				149 + 8 ft*				165 + 8 ft*				182 + 8 ft*				198 + 8 ft*				215 + 8 ft*				ft
	39 ft				39 ft				39 ft				39 ft				39 ft				39 ft				
	0°	20°	40°	60°	0°	20°	40°	60°	0°	20°	40°	60°	0°	20°	40°	60°	0°	20°	40°	60°	0°	20°	40°	60°	
36	70.7				67.3																			36	
38	69.6				67																			38	
40	68.4				66.7				60.4															40	
45	65.1	42.6			65	43.1			60.5				47											45	
50	61.6	41.4			62.6	41.9			59.9	41.9			49.5											50	
55	58.4	40			60.1	40.7			58.9	41.1			51.3	40.7			37.4					28.3		55	
60	55.5	38.7	30.8	23.7	57.6	39.4	30.9		57.2	39.9			52.4	40.3			39.5				29.4			60	
65	52.6	37.5	30.3	23.5	55	38.3	30.4	23.5	55.4	38.8	30.5	23.5	51.7	39.3	30.6		40.6	37.7			31.2			65	
70	50.3	36.4	29.8	23.3	52.6	37.2	30	23.3	53.5	37.8	30.1	23.4	50.5	38.3	30.4	23.2	41.6	36.8			32.4	31.2		70	
75	48.1	35.4	29.3	23.1	50.3	36.3	29.5	23.2	51.5	36.8	29.7	23.2	49.2	37.4	30.2	23.1	42	35.7	28.1	22.9	32.9	30.4	25.5	75	
80	45.9	34.5	28.9		48.3	35.3	29.2		49.6	35.9	29.3	23	47.8	36.6	29.8	23	41.6	34.7	29	22.8	32.7	29.5	25.2	80	
85	44	33.6	28.5		46.3	34.4	28.8		47.8	35.1	28.9	22.9	46.5	35.8	29.4	22.8	40.9	33.8	28.4	22.7	32.3	28.6	24.6	23.2	85
90	42	32.8	28.2		44.6	33.7	28.5		46.1	34.3	28.6		45.1	34.9	29.1	22.7	40.1	32.9	27.9	22.6	31.6	27.8	24.1	22.8	90
95	40.3	32.1	28		43	32.9	28.2		44.5	33.5	28.3		43.6	34.1	28.7		39.2	32.1	27.4	22.6	30.8	27	23.5	22.5	95
100	38.8	31.4	27.7		41.4	32.2	27.9		43	32.8	28		42.1	33.2	28.4		38.2	31.3	26.9		30	26.2	23	22.2	100
105	37.3	30.8	27.6		40	31.6	27.7		41.6	32.2	27.8		40.6	32.4	27.9		37.3	30.5	26.5		29.2	25.5	22.5		105
110	35.9	30.1	27.3		38.7	31	27.5		40.3	31.6	27.6		39.3	31.7	27.5		36.5	29.8	26.1		28.4	24.9	22.1		110
115	34.7	29.5	27.1		37.4	30.5	27.3		39	31	27.4		38.1	30.9	27.1		35.6	29.1	25.7		27.7	24.3	21.7		115
120	33.5	28.8			36.3	29.9	27.2		37.8	30.5	27.2		36.9	30.3	26.8		34.7	28.5	25.3		27	23.7	21.3		120
125	32.4	28.2			35.2	29.5	27		36.7	30	27		35.7	29.6	26.4		33.7	27.9	25		26.3	23.1	20.9		125
130	31.4	27.7			34.2	29	26.9		35.4	29.6	26.9		34.7	29	26.1		32.8	27.3	24.7		25.7	22.5	20.6		130
135	30.5	27.2			33.2	28.6			33.9	29.1	26.7		33.3	28.5	25.8		31.9	26.8	24.4		25.1	22	20.2		135
140	29.6	26.8			32	28.2			32.3	28.7			31.9	28	25.6		30.9	26.3	24.1		24.4	21.5	19.9		140
150	28.2	26.1			28.3	27.4			28.6	27.8			28.9	27	25.2		27.8	25.4	23.6		23.3	20.6	19.3		150
160	21.3				24.5	25.6			27	25.7			25.6	25.6			24.3	24.6			22.2	19.8	18.8		160
170					20				24.4	24			23.3	23.3			22.4	22.2			21	19.1	18.3		170
180					11.9				21.1				20.4	21.3			19.9	19.7			18.6	18.4			180
190									15.9				17.7	18.7			17.2	18.2			15.9	17.1			190
200													14.1				14.7	15.6			13.5	14.5			200
210													8.5				12.4				11.2	12.2			210
220																	8.1				9.2	10			220
230																					6.1				230

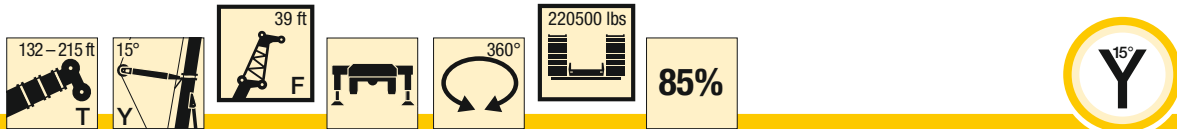
* adapter · pièce d'adaptateur

t_180_18201_00_000 / 18221_00_000 / 18241_00_000 / 18264_00_000

H

Lifting capacities Forces de levage

TYF



ft	132 + 8 ft*				149 + 8 ft*				165 + 8 ft*				182 + 8 ft*				198 + 8 ft*				215 + 8 ft*				ft
	39 ft				39 ft				39 ft				39 ft				39 ft				39 ft				
	0°	20°	40°	60°	0°	20°	40°	60°	0°	20°	40°	60°	0°	20°	40°	60°	0°	20°	40°	60°	0°	20°	40°	60°	
28	72.5																							28	
30	72.4																							30	
32	72.2																							32	
34	71.6				67.3																			34	
36	70.7				67.3																			36	
38	69.6				67				57.8															38	
40	68.4	44			66.7				60.4															40	
45	65.1	42.9			65	43.1			60.5				47											45	
50	61.6	41.4	31.8		62.6	41.9			59.9	41.9			49.5											50	
55	58.4	40	31.4		60.1	40.7	31.3		58.9	41.1			51.3	40.7			37.4				28.3			55	
60	55.5	38.7	30.8	23.7	57.6	39.4	30.9		57.2	39.9			52.4	40.3			39.5				29.4			60	
65	52.6	37.5	30.3	23.5	55	38.3	30.4	23.5	55.4	38.8	30.5	23.5	51.7	39.3	30.6		40.6	37.7			31.2			65	
70	50.3	36.4	29.8	23.3	52.6	37.2	30	23.3	53.5	37.8	30.1	23.4	50.5	38.3	30.4	23.2	41.6	36.8			32.4	31.2		70	
75	48.1	35.4	29.3	23.1	50.3	36.3	29.5	23.2	51.5	36.8	29.7	23.2	49.2	37.4	30.2	23.1	42	35.7	28.1	22.9	32.9	30.4	25.5	75	
80	45.9	34.5	28.9		48.3	35.3	29.2		49.6	35.9	29.3	23	47.8	36.6	29.8	23	41.6	34.7	29	22.8	32.7	29.5	25.2	80	
85	44	33.6	28.5		46.3	34.4	28.8		47.8	35.1	28.9	22.9	46.5	35.8	29.4	22.8	40.9	33.8	28.4	22.7	32.3	28.6	24.6	23.2	85
90	42	32.8	28.2		44.6	33.7	28.5		46.1	34.3	28.6		45.1	34.9	29.1	22.7	40.1	32.9	27.9	22.6	31.6	27.8	24.1	22.8	90
95	40.3	32.1	28		43	32.9	28.2		44.5	33.5	28.3		43.6	34.1	28.7		39.2	32.1	27.4	22.6	30.8	27	23.5	22.5	95
100	38.8	31.4	27.7		41.4	32.2	27.9		42.9	32.8	28		42	33.2	28.4		38.2	31.3	26.9		30	26.2	23	22.2	100
105	37.3	30.8	27.6		40	31.6	27.7		41.3	32.2	27.8		40.2	32.4	27.9		37.3	30.5	26.5		29.2	25.5	22.5		105
110	35.9	30.1	27.3		38.6	31	27.5		39.2	31.6	27.6		38.1	31.7	27.5		36	29.8	26.1		28.4	24.9	22.1		110
115	34.7	29.5	27.1		36.9	30.5	27.3		36.7	31	27.4		36	30.9	27.1		34.1	29.1	25.7		27.7	24.3	21.7		115
120	33.4	28.8			34.6	29.9	27.2		34.4	30.5	27.2		33.6	30.3	26.8		31.8	28.5	25.3		27	23.7	21.3		120
125	32	28.2			31.8	29.5	27		32.7	30	27		31.3	29.6	26.4		29.4	27.9	25		26.3	23.1	20.9		125
130	29.6	27.7			29.3	29	26.9		31.5	29.2	26.9		30	28.7	26.1		28	27.3	24.7		25.6	22.5	20.6		130
135	27.3	27.2			26.9	28			29.8	28.2	26.7		28.3	27.7	25.8		26.7	26.5	24.4		24.6	22	20.2		135
140	25.1	26.1			24.7	26.4			27.9	27.1			26.5	26.5	25.4		25.2	25.1	24.1		23.3	21.5	19.9		140
150	21.1	22.2			20.7	22.1			23.9	24.9			22.8	23.9	23.9		21.8	22	22.6		19.9	20.6	19.3		150
160	17.5				17.3	18.4			20.5	21.7			19.5	21.1			18.7	20.1			16.9	18.5	18.6		160
170					14.2				17.4	18.4			16.5	17.9			15.9	17.3			14.2	15.6	16.6		170
180					10.5				14.7				13.8	15			13.3	14.5			11.7	13.1			180
190									12.3				11.4	12.5			10.9	12			9.5	10.7			190
200													9.3				8.7	9.6			7.4	8.5			200
210													7.2				6.6				5.3	6.3			210
220																	4.8				3.5	4.3			220

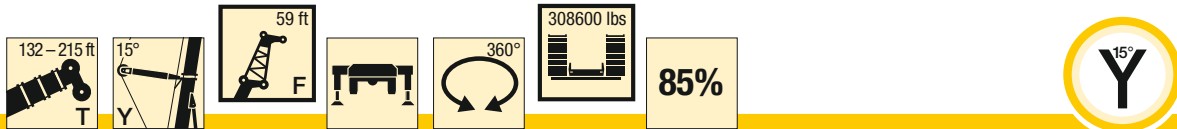
* adapter · pièce d'adaptateur

t_180_18205_00_000 / 18225_00_000 / 18245_00_000 / 18265_00_000

H

Lifting capacities Forces de levage

TYF



ft	132 + 8 ft*				149 + 8 ft*				165 + 8 ft*				182 + 8 ft*				198 + 8 ft*				215 + 8 ft*				ft
	59 ft				59 ft				59 ft				59 ft				59 ft				59 ft				
	0°	20°	40°	60°	0°	20°	40°	60°	0°	20°	40°	60°	0°	20°	40°	60°	0°	20°	40°	60°	0°	20°	40°	60°	
38	50.5				50																			38	
40	49.6				49.4				46.9															40	
45	47.2				47.5				46.4															45	
50	45				45.6				44.9				41.4											50	
55	42.7	28.8			43.7	28.5			43.4				41.8			30.7								55	
60	40.6	27.7			41.8	28			41.9				41.3			31.9				21.6				60	
65	38.7	26.7			40	27.1			40.4	27.4			40.1	27.6		32.8				22.1				65	
70	36.8	25.8	20.2		38.3	26.3	20		38.8	26.6			38.8	26.9		33.6	25.8			22.7				70	
75	35.1	25	19.8	13.5	36.6	25.5	19.8		37.4	25.9	19.8		37.5	26.1	19.7	33.9	25.3			23.6	22.7			75	
80	33.5	24.2	19.4	13.4	35	24.8	19.4		36	25.1	19.5		36.3	25.4	19.6	33.6	24.8			24.6	22.4			80	
85	32	23.5	18.9	13.3	33.6	24.1	19	13.3	34.6	24.5	19.1	13.3	35.1	24.8	19.2	32.9	24.2	19.4		25.3	21.8			85	
90	30.7	22.9	18.5	13.2	32.3	23.4	18.6	13.2	33.3	23.8	18.8	13.2	33.9	24.2	18.9	32.1	23.6	19	13.6	25.6	21.1	17.4		90	
95	29.5	22.3	18.2	13.1	31	22.8	18.3	13.1	32.1	23.2	18.5	13.1	32.8	23.6	18.6	31.3	23.1	18.6	13.5	25.4	20.5	17.1	13.4	95	
100	28.3	21.7	17.8		29.9	22.3	18		30.9	22.7	18.2	13	31.7	23.1	18.3	30.4	22.6	18.2	13.4	24.9	20	16.7	13.3	100	
105	27.2	21.1	17.6		28.8	21.7	17.7		29.8	22.2	17.9		30.7	22.6	18	29.6	22.1	17.8	13.3	24.2	19.4	16.4	13.3	105	
110	26.3	20.6	17.3		27.7	21.2	17.5		28.8	21.7	17.6		29.7	22	17.8	28.7	21.6	17.5	13.3	23.5	18.9	16.1	13.2	110	
115	25.3	20.1	17		26.8	20.7	17.2		27.9	21.2	17.4		28.7	21.6	17.5	27.9	21.2	17.3	13.3	22.8	18.4	15.8	13.2	115	
120	24.4	19.6	16.8		25.9	20.2	17		27	20.7	17.1		27.9	21.1	17.3	27	20.7	17.1		22.1	17.9	15.5		120	
125	23.6	19.1	16.6		25	19.8	16.8		26.1	20.2	16.9		27	20.7	17.1	26.2	20.3	16.9		21.5	17.5	15.2		125	
130	22.9	18.7	16.5		24.2	19.3	16.6		25.3	19.8	16.7		26.2	20.2	16.9	25.4	19.9	16.7		20.9	17	14.9		130	
135	22.2	18.3	16.3		23.5	18.9	16.5		24.6	19.4	16.6		25.5	19.8	16.7	24.7	19.5	16.5		20.2	16.6	14.6		135	
140	21.5	18			22.8	18.5	16.3		23.9	19	16.4		24.8	19.4	16.6	24	19.2	16.4		19.7	16.2	14.4		140	
150	20.2	17.3			21.5	17.8	16.1		22.6	18.3	16.2		23.5	18.7	16.3	22.6	18.4	16.1		18.5	15.5	13.9		150	
160	19	16.9			20.3	17.3			21.3	17.7			22.3	18.1	16.1	21.4	17.8	15.9		17.5	14.9	13.5		160	
170	17.9	16.5			19.2	16.8			20.2	17.2			21.1	17.5	15.9	20.3	17.2	15.7		16.6	14.3	13.2		170	
180	15.5				18.2	16.5			19.2	16.7			19.7	17.1		18.8	16.6			15.7	13.7	12.8		180	
190					15.5				17.7	16.4			17.6	16.7		16.3	16.2			15	13.2	12.5		190	
200					8.5				16.4				16.4	16.1		15.3	15.2			14.2	12.8			200	
210									12.1				14.4			13.6	13.8			12.6	12.4			210	
220													10.7			11.6	12.8			10.6	11.7			220	
230																9				8.7	9.9			230	
240																5.3				6.6	8			240	

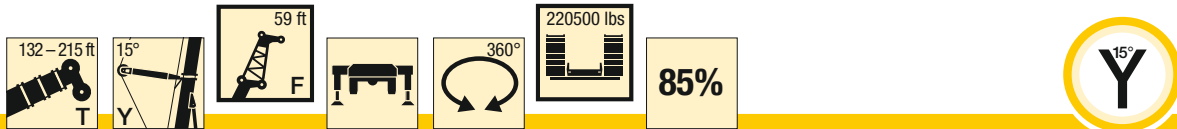
* adapter · pièce d'adaptateur

t_180_18301_00_000 / 18321_00_000 / 18341_00_000 / 18363_00_000

H

Lifting capacities Forces de levage

TYF



ft	132 + 8 ft*				149 + 8 ft*				165 + 8 ft*				182 + 8 ft*				198 + 8 ft*				215 + 8 ft*				ft
	59 ft				59 ft				59 ft				59 ft				59 ft				59 ft				
	0°	20°	40°	60°	0°	20°	40°	60°	0°	20°	40°	60°	0°	20°	40°	60°	0°	20°	40°	60°	0°	20°	40°	60°	
36	51.4																							36	
38	50.5				50																			38	
40	49.6				49.4				46.9															40	
45	47.2				47.5				46.4															45	
50	45	29.4			45.6				44.9				41.4											50	
55	42.7	28.8			43.7	28.5			43.4				41.8			30.7								55	
60	40.6	27.7			41.8	28			41.9				41.3			31.9				21.6				60	
65	38.7	26.7			40	27.1			40.4	27.4			40.1	27.6		32.8				22.1				65	
70	36.8	25.8	20.2		38.3	26.3	20		38.8	26.6			38.8	26.9		33.6	25.8			22.7				70	
75	35.1	25	19.8	13.5	36.6	25.5	19.8		37.4	25.9	19.8		37.5	26.1	19.7	33.9	25.3			23.6	22.7			75	
80	33.5	24.2	19.4	13.4	35	24.8	19.4		36	25.1	19.5		36.3	25.4	19.6	33.6	24.8			24.6	22.4			80	
85	32	23.5	18.9	13.3	33.6	24.1	19	13.3	34.6	24.5	19.1	13.3	35.1	24.8	19.2	32.9	24.2	19.4		25.3	21.8			85	
90	30.7	22.9	18.5	13.2	32.3	23.4	18.6	13.2	33.3	23.8	18.8	13.2	33.9	24.2	18.9	32.1	23.6	19	13.6	25.6	21.1	17.4		90	
95	29.5	22.3	18.2	13.1	31	22.8	18.3	13.1	32.1	23.2	18.5	13.1	32.8	23.6	18.6	31.3	23.1	18.6	13.5	25.4	20.5	17.1	13.4	95	
100	28.3	21.7	17.8		29.9	22.3	18		30.9	22.7	18.2	13	31.7	23.1	18.3	30.4	22.6	18.2	13.4	24.9	20	16.7	13.3	100	
105	27.2	21.1	17.6		28.8	21.7	17.7		29.8	22.2	17.9		30.7	22.6	18	29.6	22.1	17.8	13.3	24.2	19.4	16.4	13.3	105	
110	26.3	20.6	17.3		27.7	21.2	17.5		28.8	21.7	17.6		29.7	22	17.8	28.7	21.6	17.5	13.3	23.5	18.9	16.1	13.2	110	
115	25.3	20.1	17		26.8	20.7	17.2		27.9	21.2	17.4		28.7	21.6	17.5	27.9	21.2	17.3	13.3	22.8	18.4	15.8	13.2	115	
120	24.4	19.6	16.8		25.9	20.2	17		27	20.7	17.1		27.9	21.1	17.3	27	20.7	17.1		22.1	17.9	15.5		120	
125	23.6	19.1	16.6		25	19.8	16.8		26.1	20.2	16.9		27	20.7	17.1	26.2	20.3	16.9		21.5	17.5	15.2		125	
130	22.9	18.7	16.5		24.2	19.3	16.6		25.3	19.8	16.7		26.2	20.2	16.9	25.4	19.9	16.7		20.9	17	14.9		130	
135	22.2	18.3	16.3		23.5	18.9	16.5		24.6	19.4	16.6		25.3	19.8	16.7	24.7	19.5	16.5		20.2	16.6	14.6		135	
140	21.5	18			22.8	18.5	16.3		23.8	19	16.4		24.4	19.4	16.6	23.5	19.2	16.4		19.7	16.2	14.4		140	
150	20.2	17.3			21.5	17.8	16.1		22.1	18.3	16.2		22.1	18.7	16.3	20.2	18.4	16.1		18.5	15.5	13.9		150	
160	18.9	16.9			19.3	17.3			20.4	17.7			20.1	18.1	16.1	18.6	17.8	15.9		17.2	14.9	13.5		160	
170	16.7	16.5			16.2	16.8			18.8	17.2			17.8	17.4	15.9	16.5	16.6	15.7		15	14.3	13.2		170	
180	13.8				13.5	14.9			16.2	16.5			15.2	16.1		14.1	15			12.7	13.7	12.8		180	
190					11.1				13.8	15			12.8	14.3		11.9	13.8			10.5	12.3	12.5		190	
200					7.6				11.6				10.7	11.9		9.9	11.6			8.6	10.2			200	
210									9.7				8.7			7.9	9.5			6.7	8.3			210	
220													6.9			6	7.5			4.9	6.3			220	
230																4.3				4.4				230	

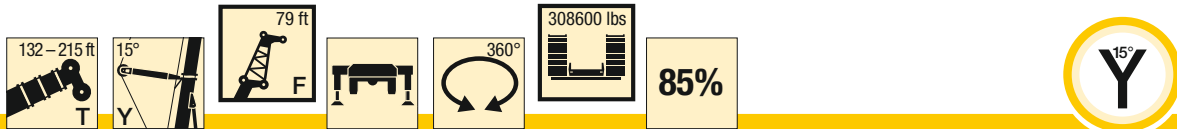
H

* adapter · pièce d'adaptateur

t_180_18305_00_000 / 18325_00_000 / 18345_00_000 / 18365_00_000

Lifting capacities Forces de levage

TYF



ft	132 + 8 ft*				149 + 8 ft*				165 + 8 ft*				182 + 8 ft*				198 + 8 ft*				215 + 8 ft*				ft
	79 ft				79 ft				79 ft				79 ft				79 ft				79 ft				
	0°	20°	40°	60°	0°	20°	40°	60°	0°	20°	40°	60°	0°	20°	40°	60°	0°	20°	40°	60°	0°	20°	40°	60°	
40	37.9				37.8																			40	
45	36.3				36.6				35.9															45	
50	34.7				35.1				34.9				33.2											50	
55	33.1				33.7				33.7				33.2			23.8								55	
60	31.6				32.3				32.4				32.4			24.4				17.7				60	
65	30.1	21			31.1				31.2				31.3			25.1			18					65	
70	28.9	20.3			29.9	20.3			30.1	20.3			30.3			25.9			18.4					70	
75	27.6	19.5			28.7	19.7			29.1	19.9			29.3	20.2		26.5	18.9		19.2					75	
80	26.4	18.8			27.6	19			28	19.2			28.4	19.7		26.7	18.8		20					80	
85	25.2	18.1	13.6		26.5	18.3			27	18.6			27.4	19.1		26.1	18.5		20.7					85	
90	24.2	17.5	13.3		25.4	17.8	13.3		26.1	18	13.3		26.6	18.5		25.4	18		20.7	16.8				90	
95	23.1	16.9	13	8.4	24.4	17.2	13.1		25.1	17.5	13.1		25.7	17.9	13.3	24.7	17.5	12.8	20.5	16.3				95	
100	22.2	16.3	12.7	8.4	23.5	16.7	12.8	8.4	24.2	17	12.9	8.3	24.9	17.4	13	8.3	23.9	17	12.7		20.2	15.8		100	
105	21.3	15.7	12.4	8.3	22.6	16.2	12.5	8.3	23.3	16.5	12.6	8.3	24.1	16.9	12.8	8.3	23.2	16.6	12.6		19.7	15.3		105	
110	20.4	15.3	12.1	8.2	21.7	15.7	12.3	8.2	22.5	16	12.4	8.2	23.3	16.5	12.6	8.2	22.5	16.2	12.4	8.1	19.1	14.9	12		110
115	19.6	14.8	11.9	8.1	20.9	15.2	12	8.1	21.7	15.6	12.1	8.1	22.5	16	12.3	8.1	21.9	15.8	12.2	8.1	18.5	14.5	11.8	7.9	115
120	18.8	14.4	11.6		20.1	14.8	11.8		20.9	15.2	11.9	8.1	21.8	15.6	12.1	8.1	21.2	15.4	12	8	18	14.1	11.6	7.9	120
125	18.1	13.9	11.4		19.3	14.4	11.6		20.2	14.8	11.7		21.1	15.2	11.9	8	20.6	15	11.8	8	17.4	13.7	11.4	7.9	125
130	17.4	13.6	11.2		18.6	14	11.4		19.5	14.4	11.6		20.4	14.9	11.8	8	19.9	14.7	11.6	7.9	16.9	13.3	11.1	7.8	130
135	16.7	13.2	11.1		17.9	13.7	11.3		18.8	14.1	11.4		19.7	14.5	11.6		19.3	14.3	11.5	7.9	16.5	12.9	10.9	7.8	135
140	16.1	12.9	10.9		17.3	13.3	11.1		18.1	13.7	11.2		19	14.2	11.4		18.8	14	11.3		16	12.6	10.7		140
150	15	12.3	10.7		16.2	12.7	10.8		17	13.1	10.9		17.9	13.5	11.1		17.7	13.4	11		15.1	12	10.3		150
160	14	11.8			15.1	12.2	10.6		15.9	12.5	10.7		16.8	12.9	10.8		16.6	12.9	10.8		14.2	11.4	9.9		160
170	13.1	11.3			14.2	11.7	10.5		15	12.1	10.5		15.8	12.4	10.6		15.8	12.4	10.6		13.3	10.9	9.6		170
180	12.3	11			13.3	11.3			14.1	11.6			14.9	12	10.5		15	12	10.4		12.6	10.4	9.3		180
190	11.6	10.8			12.5	11			13.3	11.3			14.1	11.6	10.4		14.2	11.6	10.3		11.9	10	9.1		190
200	10.4				11.8	10.8			12.6	11			13.4	11.3			13.6	11.3			11.3	9.6	8.9		200
210					11.2				12	10.8			12.6	11			12.7	11			10.7	9.3			210
220					5.5				11.3				12	10.8			11.3	10.7			10.2	8.9			220
230									8.9				11.1				10.6	10.4			9.4	8.7			230
240													7.7				8.9	9.6			7.7	8.4			240
250																	6.3				6.1	7.5			250
260																					3.9	5.9			260

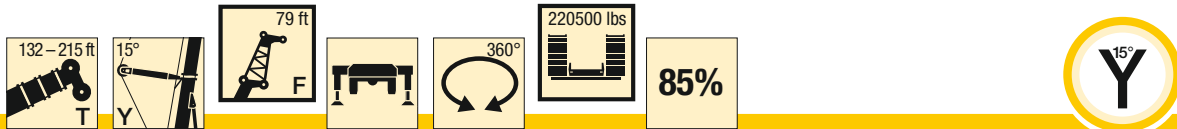
* adapter · pièce d'adaptateur

t_180_18401_00_000 / 18421_00_000 / 18441_00_000 / 18462_00_000

H

Lifting capacities Forces de levage

TYF



ft	132 + 8 ft*				149 + 8 ft*				165 + 8 ft*				182 + 8 ft*				198 + 8 ft*				215 + 8 ft*				ft
	79 ft				79 ft				79 ft				79 ft				79 ft				79 ft				
	0°	20°	40°	60°	0°	20°	40°	60°	0°	20°	40°	60°	0°	20°	40°	60°	0°	20°	40°	60°	0°	20°	40°	60°	
38	38.6																							38	
40	38.1				37.8																			40	
45	36.3				36.6				35.9															45	
50	34.7				35.1				34.9				33.2											50	
55	33.1				33.7				33.7				33.2			23.8								55	
60	31.6				32.3				32.4				32.4			24.4				17.7				60	
65	30.1	21			31.1				31.2				31.3			25.1				18				65	
70	28.9	20.3			29.9	20.3			30.1	20.3			30.3			25.9				18.4				70	
75	27.6	19.5			28.7	19.7			29.1	19.9			29.3	20.2		26.5	18.9			19.2				75	
80	26.4	18.8			27.6	19			28	19.2			28.4	19.7		26.7	18.8			20				80	
85	25.2	18.1	13.6		26.5	18.3			27	18.6			27.4	19.1		26.1	18.5			20.7				85	
90	24.2	17.5	13.3		25.4	17.8	13.3		26.1	18	13.3		26.6	18.5		25.4	18			20.7	16.8			90	
95	23.1	16.9	13	8.4	24.4	17.2	13.1		25.1	17.5	13.1		25.7	17.9	13.3	24.7	17.5	12.8		20.5	16.3			95	
100	22.2	16.3	12.7	8.4	23.5	16.7	12.8	8.4	24.2	17	12.9	8.3	24.9	17.4	13	8.3	23.9	17	12.7	20.2	15.8			100	
105	21.3	15.7	12.4	8.3	22.6	16.2	12.5	8.3	23.3	16.5	12.6	8.3	24.1	16.9	12.8	8.3	23.2	16.6	12.6	19.7	15.3			105	
110	20.4	15.3	12.1	8.2	21.7	15.7	12.3	8.2	22.5	16	12.4	8.2	23.3	16.5	12.6	8.2	22.5	16.2	12.4	8.1	19.1	14.9	12		110
115	19.6	14.8	11.9	8.1	20.9	15.2	12	8.1	21.7	15.6	12.1	8.1	22.5	16	12.3	8.1	21.9	15.8	12.2	8.1	18.5	14.5	11.8	7.9	115
120	18.8	14.4	11.6		20.1	14.8	11.8		20.9	15.2	11.9	8.1	21.8	15.6	12.1	8.1	21.2	15.4	12	8	18	14.1	11.6	7.9	120
125	18.1	13.9	11.4		19.3	14.4	11.6		20.2	14.8	11.7		21.1	15.2	11.9	8	20.6	15	11.8	8	17.4	13.7	11.4	7.9	125
130	17.4	13.6	11.2		18.6	14	11.4		19.5	14.4	11.6		20.4	14.9	11.8	8	19.9	14.7	11.6	7.9	16.9	13.3	11.1	7.8	130
135	16.7	13.2	11.1		17.9	13.7	11.3		18.8	14.1	11.4		19.7	14.5	11.6		19.3	14.3	11.5	7.9	16.5	12.9	10.9	7.8	135
140	16.1	12.9	10.9		17.3	13.3	11.1		18.1	13.7	11.2		19	14.2	11.4		18.8	14	11.3		16	12.6	10.7		140
150	15	12.3	10.7		16.2	12.7	10.8		17	13.1	10.9		17.9	13.5	11.1		17.7	13.4	11		15.1	12	10.3		150
160	14	11.8			15.1	12.2	10.6		15.9	12.5	10.7		16.7	12.9	10.8		16.6	12.9	10.8		14.2	11.4	9.9		160
170	13.1	11.3			14.2	11.7	10.5		15	12.1	10.5		15.5	12.4	10.6		15.1	12.4	10.6		13.3	10.9	9.6		170
180	12.3	11			13.3	11.3			14.1	11.6			14.6	12	10.5		13.8	12	10.4		12.4	10.4	9.3		180
190	11.6	10.8			12.4	11			13	11.3			13.6	11.6	10.4		12.5	11.6	10.3		10.7	10	9.1		190
200	10.4				10.4	10.8			12.3	11			11.7	11.2			10.6	11			8.9	9.6	8.9		200
210					8.3				10.7	10.7			9.8	10.8			8.8	10.4			7.1	9.1			210
220					5.1				9				8	9.4			7.1	8.8			5.5	7.4			220
230									7.3				6.3				5.4	7			4	5.8			230
240													4.7				3.8	5.2				4.1			240

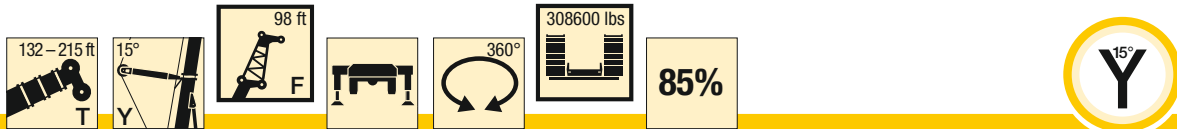
* adapter · pièce d'adaptateur

t_180_18405_00_000 / 18425_00_000 / 18445_00_000 / 18465_00_000

H

Lifting capacities Forces de levage

TYF



ft	132 + 8 ft*				149 + 8 ft*				165 + 8 ft*				182 + 8 ft*				198 + 8 ft*				215 + 8 ft*				ft
	98 ft				98 ft				98 ft				98 ft				98 ft				98 ft				
	0°	20°	40°	60°	0°	20°	40°	60°	0°	20°	40°	60°	0°	20°	40°	60°	0°	20°	40°	60°	0°	20°	40°	60°	
45	28.1				27.8																			45	
50	26.9				26.9				26.8				26.4											50	
55	25.7				25.8				25.9				25.9				19.1							55	
60	24.5				24.8				25				24.9				20.4							60	
65	23.5				23.8				24				24.1				21.1							65	
70	22.5				22.9				23.1				23.2				21.6			14.9				70	
75	21.6	14.9			22	14.6			22.3				22.4			21.4			15.3				75		
80	20.6	14.5			21.2	14.4			21.5				21.7			20.8			15.8				80		
85	19.7	13.9			20.4	13.9			20.7	14.1			20.9	14.4		20.1			16.5				85		
90	18.8	13.4			19.6	13.4			20	13.6			20.2	13.9		19.5	13.5		16.6				90		
95	18	12.9			18.8	12.9			19.3	13.2			19.6	13.5		18.9	13.2		16.4	12.3			95		
100	17.3	12.4	9.1		18.1	12.5	9		18.7	12.8			19	13		18.4	12.8		16.2	12.1			100		
105	16.6	11.9	8.9		17.4	12.1	8.9		18	12.4			18.3	12.6		17.8	12.4		15.9	11.8			105		
110	15.9	11.5	8.6		16.7	11.7	8.7		17.4	12	8.7		17.8	12.3	8.8	17.3	12.1		15.5	11.5			110		
115	15.2	11.1	8.4	5.4	16.1	11.3	8.5	5.4	16.7	11.6	8.6		17.2	11.9	8.7	16.8	11.7	8.5	15	11.2			115		
120	14.6	10.7	8.2	5.4	15.5	11	8.3	5.4	16.1	11.3	8.4	5.3	16.7	11.5	8.5	16.3	11.4	8.4	14.6	10.9	8		120		
125	14	10.4	8	5.3	14.9	10.6	8.1	5.3	15.5	10.9	8.2	5.3	16.1	11.2	8.3	15.8	11.1	8.2	14.1	10.6	7.9		125		
130	13.4	10	7.8	5.3	14.3	10.3	7.9	5.3	15	10.6	8	5.3	15.6	10.9	8.1	15.3	10.8	8	13.7	10.3	7.8		130		
135	12.9	9.7	7.7		13.7	10	7.8	5.2	14.5	10.3	7.9	5.2	15.1	10.6	8	14.8	10.5	7.9	13.3	10	7.7	5.1	135		
140	12.3	9.4	7.5		13.2	9.7	7.6		13.9	10	7.7	5.2	14.5	10.3	7.8	14.4	10.2	7.8	12.9	9.8	7.6	5.1	140		
150	11.4	8.9	7.3		12.2	9.2	7.4		12.9	9.5	7.5		13.5	9.8	7.6	13.5	9.7	7.5	12.1	9.3	7.4	5	150		
160	10.6	8.4	7.1		11.4	8.7	7.2		12	9	7.3		12.6	9.3	7.4	12.7	9.3	7.3	11.4	8.8	7.2		160		
170	9.8	8	6.9		10.6	8.3	7		11.2	8.6	7.1		11.8	8.8	7.1	11.9	8.9	7.1	10.7	8.4	7		170		
180	9.1	7.7			9.9	7.9	6.9		10.5	8.2	6.9		11.1	8.5	7	11.2	8.5	7	10.1	8	6.9		180		
190	8.5	7.4			9.2	7.6			9.8	7.8	6.8		10.4	8.1	6.9	10.6	8.1	6.9	9.5	7.6	6.7		190		
200	7.9	7.2			8.7	7.3			9.3	7.6			9.8	7.8	6.8	10	7.8	6.8	8.9	7.3	6.5		200		
210	7.5				8.1	7.2			8.7	7.3			9.2	7.5		9.5	7.6	6.7	8.4	7	6.4		210		
220	6.9				7.6	7			8.2	7.1			8.8	7.3		9	7.3		8	6.8	6.3		220		
230					7.2				7.8	7			8.3	7.1		8.5	7.1		7.6	6.5			230		
240									7.3				7.8	7		8	7		7.2	6.3			240		
250									6.2				7.3			7.6	6.9		6.8	6.2			250		
260													5.2			6.4	6.8		5.4	6			260		
270																			3.8	5.5			270		

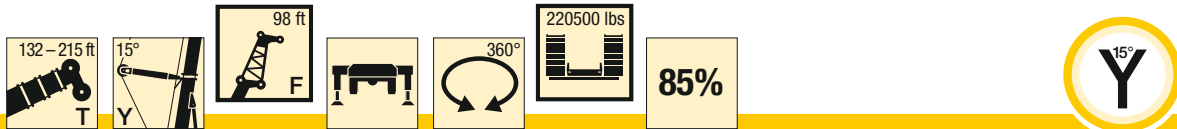
* adapter · pièce d'adaptateur

t_180_18501_00_000 / 18521_00_000 / 18541_00_000 / 18561_00_000

H

Lifting capacities Forces de levage

TYF



ft	132 + 8 ft*				149 + 8 ft*				165 + 8 ft*				182 + 8 ft*				198 + 8 ft*				215 + 8 ft*				ft
	98 ft				98 ft				98 ft				98 ft				98 ft				98 ft				
	0°	20°	40°	60°	0°	20°	40°	60°	0°	20°	40°	60°	0°	20°	40°	60°	0°	20°	40°	60°	0°	20°	40°	60°	
40	29.1																							40	
45	28.2				27.8																			45	
50	26.9				26.9				26.8				26.4											50	
55	25.7				25.8				25.9				25.9				19.1							55	
60	24.5				24.8				25				24.9			20.4								60	
65	23.5				23.8				24				24.1			21.1								65	
70	22.5				22.9				23.1				23.2			21.6				14.9				70	
75	21.6	14.9			22	14.6			22.3				22.4			21.4			15.3					75	
80	20.6	14.5			21.2	14.4			21.5				21.7			20.8			15.8					80	
85	19.7	13.9			20.4	13.9			20.7	14.1			20.9	14.4		20.1			16.5					85	
90	18.8	13.4			19.6	13.4			20	13.6			20.2	13.9		19.5	13.5		16.6					90	
95	18	12.9			18.8	12.9			19.3	13.2			19.6	13.5		18.9	13.2		16.4	12.3				95	
100	17.3	12.4	9.1		18.1	12.5	9		18.7	12.8			19	13		18.4	12.8		16.2	12.1				100	
105	16.6	11.9	8.9		17.4	12.1	8.9		18	12.4			18.3	12.6		17.8	12.4		15.9	11.8				105	
110	15.9	11.5	8.6		16.7	11.7	8.7		17.4	12	8.7		17.8	12.3	8.8		17.3	12.1		15.5	11.5			110	
115	15.2	11.1	8.4	5.4	16.1	11.3	8.5	5.4	16.7	11.6	8.6		17.2	11.9	8.7		16.8	11.7	8.5	15	11.2			115	
120	14.6	10.7	8.2	5.4	15.5	11	8.3	5.4	16.1	11.3	8.4	5.3	16.7	11.5	8.5	5.3	16.3	11.4	8.4	14.6	10.9	8		120	
125	14	10.4	8	5.3	14.9	10.6	8.1	5.3	15.5	10.9	8.2	5.3	16.1	11.2	8.3	5.3	15.8	11.1	8.2	14.1	10.6	7.9		125	
130	13.4	10	7.8	5.3	14.3	10.3	7.9	5.3	15	10.6	8	5.3	15.6	10.9	8.1	5.3	15.3	10.8	8	13.7	10.3	7.8		130	
135	12.9	9.7	7.7		13.7	10	7.8	5.2	14.5	10.3	7.9	5.2	15.1	10.6	8	5.2	14.8	10.5	7.9	13.3	10	7.7	5.1	135	
140	12.3	9.4	7.5		13.2	9.7	7.6		13.9	10	7.7	5.2	14.5	10.3	7.8	5.2	14.4	10.2	7.8	12.9	9.8	7.6	5.1	140	
150	11.4	8.9	7.3		12.2	9.2	7.4		12.9	9.5	7.5		13.5	9.8	7.6	5.1	13.5	9.7	7.5	12.1	9.3	7.4	5	150	
160	10.6	8.4	7.1		11.4	8.7	7.2		12	9	7.3		12.6	9.3	7.4		12.7	9.3	7.3	11.4	8.8	7.2		160	
170	9.8	8	6.9		10.6	8.3	7		11.2	8.6	7.1		11.8	8.8	7.1		11.9	8.9	7.1	10.7	8.4	7		170	
180	9.1	7.7			9.9	7.9	6.9		10.5	8.2	6.9		11.1	8.5	7		11.2	8.5	7	10.1	8	6.9		180	
190	8.5	7.4			9.2	7.6			9.8	7.8	6.8		10.4	8.1	6.9		10.6	8.1	6.9	9.5	7.6	6.7		190	
200	7.9	7.2			8.7	7.3			9.3	7.6			9.7	7.8	6.8		9.7	7.8	6.8	8.8	7.3	6.5		200	
210	7.5				8.1	7.2			8.7	7.3			9	7.5			9.1	7.6	6.7	7.4	7	6.4		210	
220	6.9				7.5	7			8	7.1			8.4	7.3			7.5	7.3		5.9	6.8	6.3		220	
230					6				7.6	7			7.2	7.1			6.1	7.1		4.5	6.3			230	
240									6.7				5.6	6.8			4.7	6.4		3.1	5.2			240	
250									5.2				4.2				5				3.7			250	
260													2.9						3.4					260	

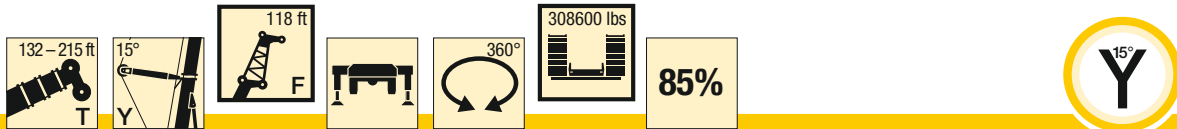
* adapter · pièce d'adaptateur

t_180_18505_00_000 / 18525_00_000 / 18545_00_000 / 18565_00_000

H

Lifting capacities Forces de levage

TYF



ft	132 + 8 ft*				149 + 8 ft*				165 + 8 ft*				182 + 8 ft*				198 + 8 ft*				215 + 8 ft*				ft	
	118 ft				118 ft				118 ft				118 ft				118 ft				118 ft					
	0°	20°	40°	60°	0°	20°	40°	60°	0°	20°	40°	60°	0°	20°	40°	60°	0°	20°	40°	60°	0°	20°	40°	60°		
50	21.5				22																			50		
55	20.6				21.3				21.1				20.4											55		
60	19.7				20.4				20.4				20.3				15.7							60		
65	18.9				19.6				19.6				19.8				16.1							65		
70	18.1				18.9				18.9				19.2				16.6				11.3			70		
75	17.3				18.1				18.2				18.5				17				11.6			75		
80	16.6				17.5				17.6				17.8				17				12			80		
85	15.9				16.8				17				17.2				16.5				12.4			85		
90	15.2	10.5			16.2	11.1			16.4				16.6				16				12.8			90		
95	14.6	10.1			15.6	10.8			15.8	11			16.1	11.1			15.5				12.9			95		
100	13.9	9.6			15	10.4			15.3	10.6			15.6	10.9			15	10.6			12.9			100		
105	13.3	9.2			14.4	10.1			14.8	10.3			15.1	10.5			14.6	10.3			12.8			105		
110	12.7	8.9			13.9	9.7			14.3	10			14.6	10.2			14.2	10			12.7	9.4		110		
115	12.2	8.5	6.2		13.4	9.4			13.8	9.6			14.2	9.9			13.8	9.7			12.5	9.2		115		
120	11.6	8.2	6.1		12.8	9	6.6		13.3	9.3	6.6		13.7	9.5	6.6		13.4	9.4			12.2	8.9		120		
125	11.1	7.8	5.9		12.3	8.7	6.5		12.8	9	6.5		13.3	9.2	6.6		13	9.1			11.9	8.7		125		
130	10.6	7.6	5.8		11.9	8.4	6.3		12.3	8.7	6.4		12.8	8.9	6.5		12.6	8.8	6.4		11.5	8.4		130		
135	10.1	7.3	5.6	2.9	11.5	8.1	6.2		11.9	8.4	6.3		12.4	8.6	6.4		12.2	8.6	6.3		11.2	8.2	6.1	135		
140	9.6	7.1	5.5	2.9	11.1	7.9	6.1	3.4	11.5	8.1	6.1	3.4	12	8.4	6.2		11.8	8.3	6.2		10.9	7.9	6	140		
150	8.8	6.6	5.3	2.9	10.3	7.4	5.8	3.4	10.7	7.6	5.9	3.4	11.2	7.9	6	3.4	11.1	7.8	5.9		10.3	7.5	5.8	150		
160	8.1	6.3	5		9.5	7	5.6		9.9	7.2	5.7	3.4	10.5	7.4	5.8	3.4	10.5	7.4	5.7	3.4	9.6	7.2	5.6	3.4	160	
170	7.5	5.9	4.9		8.7	6.6	5.4		9.2	6.8	5.5		9.8	7	5.6	3.4	9.8	7	5.5	3.4	9.1	6.8	5.5	3.4	170	
180	7	5.6	4.7		8.1	6.3	5.2		8.6	6.5	5.3		9.1	6.7	5.4		9.2	6.7	5.4		8.5	6.5	5.3		180	
190	6.5	5.4	4.6		7.5	6	5.1		8	6.2	5.2		8.5	6.4	5.3		8.6	6.4	5.2		8	6.3	5.2		190	
200	6.1	5.1			7	5.7	5		7.5	5.9	5.1		8	6.1	5.1		8.1	6.2	5.1		7.6	6	5		200	
210	5.7	5			6.6	5.5			7	5.7	5		7.5	5.9	5		7.6	5.9	5		7.1	5.8	4.9		210	
220	5.3	4.8			6.2	5.3			6.6	5.5			7	5.6	4.9		7.2	5.7	4.9		6.7	5.6	4.9		220	
230	5				5.8	5.2			6.2	5.3			6.6	5.4			6.8	5.5	4.9		6.4	5.4	4.8		230	
240	4.7				5.5	5.1			5.9	5.2			6.3	5.3			6.5	5.3			6.1	5.2	4.7		240	
250					5.1				5.6	5			6	5.1			6.2	5.2			5.8	5			250	
260									5.3				5.7	5			5.8	5.1			5.5	4.8			260	
270													5.2				5.5	5			4.9	4.7			270	
280																	4.3	4.9			3.7	4.5			280	
290																						4.1				290

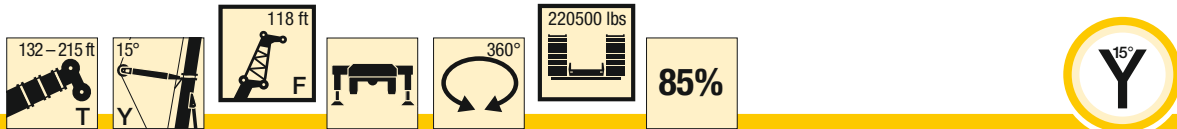
* adapter · pièce d'adaptateur

t_180_18601_00_000 / 18621_00_000 / 18641_00_000 / 18661_00_000

H

Lifting capacities Forces de levage

TYF



ft	132 + 8 ft*				149 + 8 ft*				165 + 8 ft*				182 + 8 ft*				198 + 8 ft*				215 + 8 ft*				ft	
	118 ft				118 ft				118 ft				118 ft				118 ft				118 ft					
	0°	20°	40°	60°	0°	20°	40°	60°	0°	20°	40°	60°	0°	20°	40°	60°	0°	20°	40°	60°	0°	20°	40°	60°		
50	21.5				22																			50		
55	20.6				21.3					21.1				20.4										55		
60	19.7				20.4					20.4				20.3				15.7						60		
65	18.9				19.6					19.6				19.8				16.1						65		
70	18.1				18.9					18.9				19.2				16.6			11.3			70		
75	17.3				18.1					18.2				18.5				17			11.6			75		
80	16.6				17.5					17.6				17.8				17			12			80		
85	15.9				16.8					17				17.2				16.5			12.4			85		
90	15.2	10.5			16.2	11.1				16.4				16.6				16			12.8			90		
95	14.6	10.1			15.6	10.8				15.8	11			16.1	11.1			15.5			12.9			95		
100	13.9	9.6			15	10.4				15.3	10.6			15.6	10.9			15	10.6		12.9			100		
105	13.3	9.2			14.4	10.1				14.8	10.3			15.1	10.5			14.6	10.3		12.8			105		
110	12.7	8.9			13.9	9.7				14.3	10			14.6	10.2			14.2	10		12.7	9.4		110		
115	12.2	8.5	6.2		13.4	9.4				13.8	9.6			14.2	9.9			13.8	9.7		12.5	9.2		115		
120	11.6	8.2	6.1		12.8	9	6.6			13.3	9.3	6.6		13.7	9.5	6.6		13.4	9.4		12.2	8.9		120		
125	11.1	7.8	5.9		12.3	8.7	6.5			12.8	9	6.5		13.3	9.2	6.6		13	9.1		11.9	8.7		125		
130	10.6	7.6	5.8		11.9	8.4	6.3			12.3	8.7	6.4		12.8	8.9	6.5		12.6	8.8	6.4	11.5	8.4		130		
135	10.1	7.3	5.6	2.9	11.5	8.1	6.2			11.9	8.4	6.3		12.4	8.6	6.4		12.2	8.6	6.3	11.2	8.2	6.1	135		
140	9.6	7.1	5.5	2.9	11.1	7.9	6.1	3.4		11.5	8.1	6.1	3.4	12	8.4	6.2		11.8	8.3	6.2	10.9	7.9	6	140		
150	8.8	6.6	5.3	2.9	10.3	7.4	5.8	3.4		10.7	7.6	5.9	3.4	11.2	7.9	6	3.4	11.1	7.8	5.9	10.3	7.5	5.8	150		
160	8.1	6.3	5		9.5	7	5.6			9.9	7.2	5.7	3.4	10.5	7.4	5.8	3.4	10.5	7.4	5.7	9.6	7.2	5.6	3.4	160	
170	7.5	5.9	4.9		8.7	6.6	5.4			9.2	6.8	5.5		9.8	7	5.6	3.4	9.8	7	5.5	3.4	9.1	6.8	5.5	3.4	170
180	7	5.6	4.7		8.1	6.3	5.2			8.6	6.5	5.3		9.1	6.7	5.4		9.2	6.7	5.4	8.5	6.5	5.3		180	
190	6.5	5.4	4.6		7.5	6	5.1			8	6.2	5.2		8.5	6.4	5.3		8.6	6.4	5.2	8	6.3	5.2		190	
200	6.1	5.1			7	5.7	5			7.5	5.9	5.1		8	6.1	5.1		8.1	6.2	5.1	7.6	6	5		200	
210	5.7	5			6.6	5.5				7	5.7	5		7.5	5.9	5		7.6	5.9	5	7.1	5.8	4.9		210	
220	5.3	4.8			6.2	5.3				6.6	5.5			7	5.6	4.9		7	5.7	4.9	6.4	5.6	4.9		220	
230	5				5.8	5.2				6.2	5.3			6.5	5.4			6.6	5.5	4.9	5.2	5.4	4.8		230	
240	4.7				5.2	5.1				5.8	5.2			6.1	5.3			5.4	5.3		3.9	5.2	4.7		240	
250					4.1					5.5	5			5.2	5.1			4.2	5.1			4.8			250	
260										4.9				3.9	5			2.9	4.7			3.6			260	
270																									270	

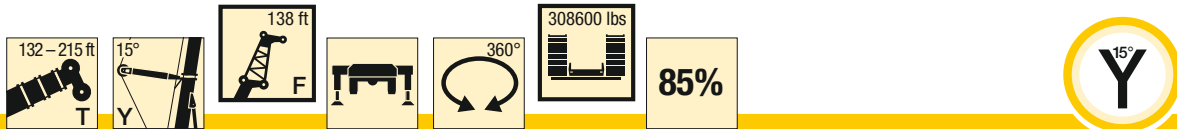
* adapter · pièce d'adaptateur

t_180_18605_00_000 / 18625_00_000 / 18645_00_000 / 18665_00_000

H

Lifting capacities Forces de levage

TYF



ft	132 + 8 ft*			149 + 8 ft*			165 + 8 ft*			182 + 8 ft*			198 + 8 ft*			215 + 8 ft*			ft
	138 ft			138 ft			138 ft			138 ft			138 ft			138 ft			
	0°	20°	40°	0°	20°	40°	0°	20°	40°	0°	20°	40°	0°	20°	40°	0°	20°	40°	
50	17.6																		50
55	17.1			16.9			16.7			16.4									55
60	16.4			16.3			16.4			16.3									60
65	15.7			15.7			15.8			15.9									65
70	15.1			15.1			15.2			15.3			13.2						70
75	14.5			14.5			14.6			14.7			13.4			8.9			75
80	13.9			13.9			14.1			14.2			13.4			9.1			80
85	13.3			13.4			13.6			13.7			13.1			9.3			85
90	12.8			12.9			13.1			13.2			12.7			9.6			90
95	12.3			12.4			12.6			12.8			12.3			10			95
100	11.8	8.2		12	8		12.2	8		12.3			11.9			10.2			100
105	11.3	7.9		11.6	7.8		11.8	7.9		11.9			11.5			10.2			105
110	10.8	7.6		11.1	7.5		11.4	7.6		11.5	7.9		11.2	7.6		10			110
115	10.3	7.3		10.7	7.2		11	7.4		11.2	7.6		10.8	7.4		9.9			115
120	9.9	7		10.3	7		10.6	7.1		10.8	7.3		10.5	7.2			6.8		120
125	9.4	6.7		9.9	6.8		10.2	6.9		10.4	7.1		10.2	7			6.6		125
130	9	6.5		9.4	6.5		9.9	6.7		10.1	6.9		9.9	6.8			6.5		130
135	8.6	6.3	4.6	9.1	6.3	4.6	9.5	6.5		9.7	6.6		9.6	6.6			6.3		135
140	8.3	6.1	4.5	8.7	6.1	4.5	9.1	6.3	4.5	9.4	6.4	4.6	9.3	6.4			6.1		140
150	7.5	5.6	4.2	8	5.7	4.3	8.4	5.9	4.4	8.8	6	4.4	8.7	6	4.4		5.8	4.2	150
160	7	5.3	4	7.4	5.4	4.1	7.8	5.5	4.2	8.2	5.7	4.2	8.1	5.7	4.2		5.5	4	160
170	6.4	4.9	3.8	6.8	5.1	3.9	7.2	5.2	4	7.6	5.4	4	7.6	5.4	4		5.2	3.9	170
180	5.9	4.6	3.6	6.4	4.8	3.7	6.7	4.9	3.8	7	5.1	3.9	7.1	5.1	3.8			3.7	180
190	5.5	4.4	3.5	5.9	4.5	3.6	6.2	4.7	3.7	6.6	4.8	3.7	6.6	4.8	3.7			3.6	190
200	5.1	4.1	3.4	5.5	4.3	3.5	5.8	4.4	3.5	6.2	4.6	3.6	6.3	4.6	3.6			3.5	200
210	4.7	3.9	3.3	5.1	4	3.3	5.5	4.2	3.4	5.8	4.4	3.5	5.9	4.4	3.5			3.4	210
220	4.4	3.7		4.8	3.8	3.3	5.1	4	3.3	5.4	4.1	3.4	5.5	4.2	3.4			3.3	220
230	4.1	3.5		4.5	3.7		4.8	3.8	3.2	5.1	3.9	3.3	5.2	4	3.3			3.2	230
240	3.8	3.4		4.2	3.5		4.5	3.6		4.8	3.8	3.2	4.9	3.8	3.2			3.2	240
250	3.5			3.9	3.4		4.2	3.5		4.5	3.6		4.6	3.7	3.2				250
260	3.2			3.7	3.3		4	3.4		4.2	3.5		4.4	3.5					260
270							3.8	3.3		4	3.4		4.2	3.4					270
280							3.5			3.8	3.3		3.9	3.3					280
290													3.6	3.2					290
300														3.2					300

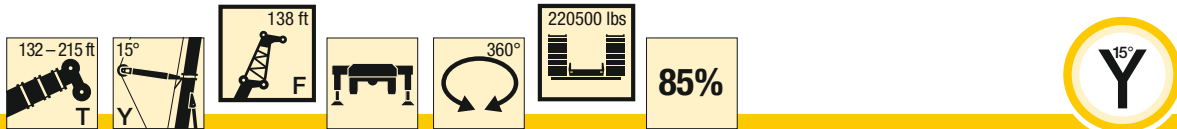
* adapter · pièce d'adaptateur

t_180_18701_00_000 / 18721_00_000 / 18741_00_000

H

Lifting capacities Forces de levage

TYF



ft	132 + 8 ft*			149 + 8 ft*			165 + 8 ft*			182 + 8 ft*			198 + 8 ft*			215 + 8 ft*			ft
	138 ft			138 ft			138 ft			138 ft			138 ft			138 ft			
	0°	20°	40°	0°	20°	40°	0°	20°	40°	0°	20°	40°	0°	20°	40°	0°	20°	40°	
50	17.7																		50
55	17.1			16.9			16.7			16.4									55
60	16.4			16.3			16.4			16.3									60
65	15.7			15.7			15.8			15.9									65
70	15.1			15.1			15.2			15.3			13.2						70
75	14.5			14.5			14.6			14.7			13.4			8.9			75
80	13.9			13.9			14.1			14.2			13.4			9.1			80
85	13.3			13.4			13.6			13.7			13.1			9.3			85
90	12.8			12.9			13.1			13.2			12.7			9.6			90
95	12.3			12.4			12.6			12.8			12.3			10			95
100	11.8	8.2		12	8		12.2	8		12.3			11.9			10.2			100
105	11.3	7.9		11.6	7.8		11.8	7.9		11.9			11.5			10.2			105
110	10.8	7.6		11.1	7.5		11.4	7.6		11.5	7.9		11.2	7.6		10			110
115	10.3	7.3		10.7	7.2		11	7.4		11.2	7.6		10.8	7.4		9.9			115
120	9.9	7		10.3	7		10.6	7.1		10.8	7.3		10.5	7.2			6.8		120
125	9.4	6.7		9.9	6.8		10.2	6.9		10.4	7.1		10.2	7			6.6		125
130	9	6.5		9.4	6.5		9.9	6.7		10.1	6.9		9.9	6.8			6.5		130
135	8.6	6.3	4.6	9.1	6.3	4.6	9.5	6.5		9.7	6.6		9.6	6.6			6.3		135
140	8.3	6.1	4.5	8.7	6.1	4.5	9.1	6.3	4.5	9.4	6.4	4.6	9.3	6.4			6.1		140
150	7.5	5.6	4.2	8	5.7	4.3	8.4	5.9	4.4	8.8	6	4.4	8.7	6	4.4		5.8	4.2	150
160	7	5.3	4	7.4	5.4	4.1	7.8	5.5	4.2	8.2	5.7	4.2	8.1	5.7	4.2		5.5	4	160
170	6.4	4.9	3.8	6.8	5.1	3.9	7.2	5.2	4	7.6	5.4	4	7.6	5.4	4		5.2	3.9	170
180	5.9	4.6	3.6	6.4	4.8	3.7	6.7	4.9	3.8	7	5.1	3.9	7.1	5.1	3.8			3.7	180
190	5.5	4.4	3.5	5.9	4.5	3.6	6.2	4.7	3.7	6.6	4.8	3.7	6.6	4.8	3.7			3.6	190
200	5.1	4.1	3.4	5.5	4.3	3.5	5.8	4.4	3.5	6.2	4.6	3.6	6.3	4.6	3.6			3.5	200
210	4.7	3.9	3.3	5.1	4	3.3	5.5	4.2	3.4	5.8	4.4	3.5	5.9	4.4	3.5			3.4	210
220	4.4	3.7		4.8	3.8	3.3	5.1	4	3.3	5.4	4.1	3.4	5.5	4.2	3.4			3.3	220
230	4.1	3.5		4.5	3.7		4.8	3.8	3.2	5.1	3.9	3.3	5.1	4	3.3			3.2	230
240	3.8	3.4		4.2	3.5		4.5	3.6		4.7	3.8	3.2	4.8	3.8	3.2			3.2	240
250	3.5			3.9	3.4		4.2	3.5		4.4	3.6		4.3	3.7	3.2				250
260	3.2			3.6	3.3		3.9	3.4		4.1	3.5		3.4	3.5					260
270							3.7	3.3		3.4	3.4			3.4					270
280							3.3			3.3				3					280

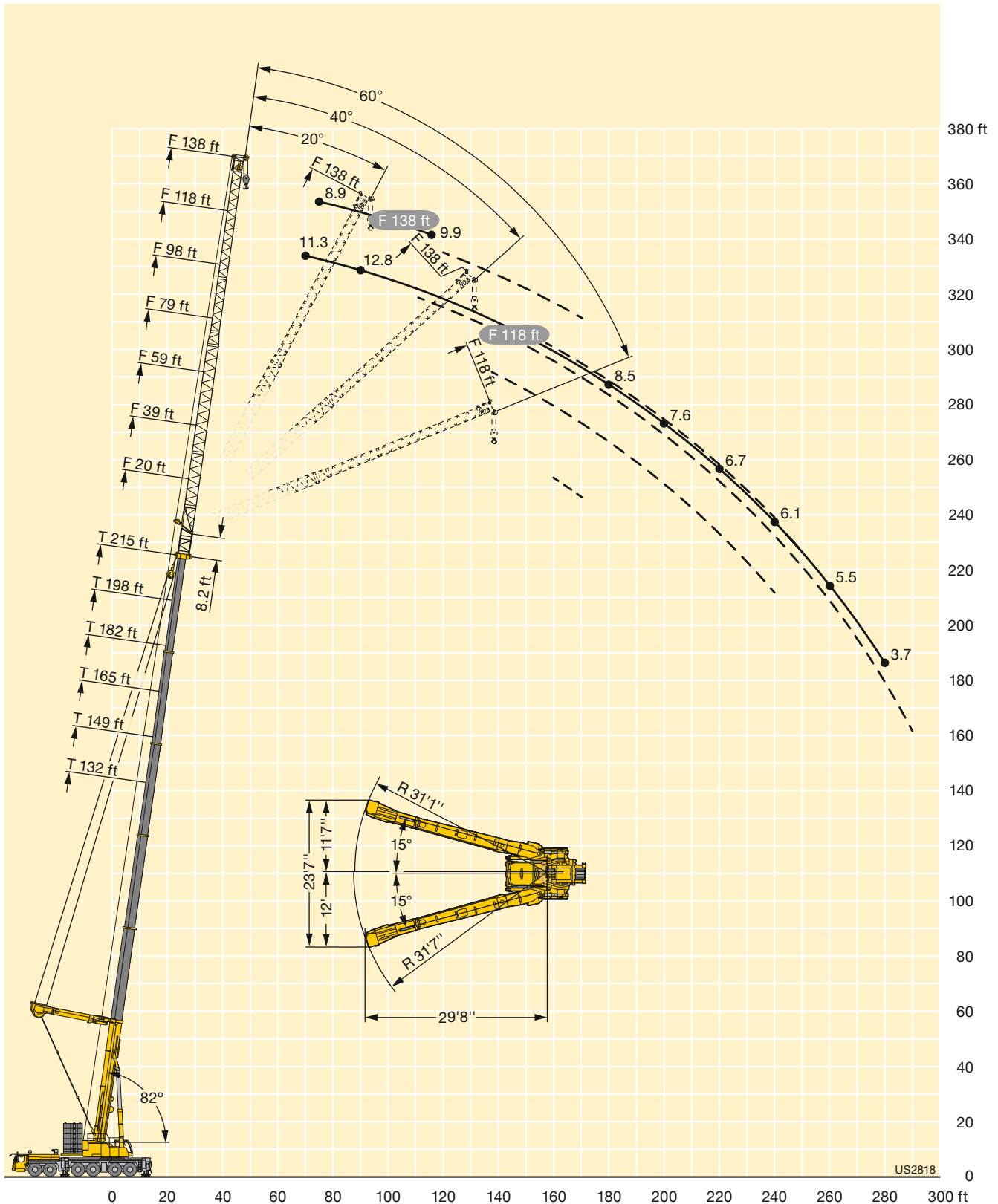
* adapter · pièce d'adaptateur

t_180_18705_00_000 / 18725_00_000 / 18745_00_000

H

Lifting heights Hauteurs de levage

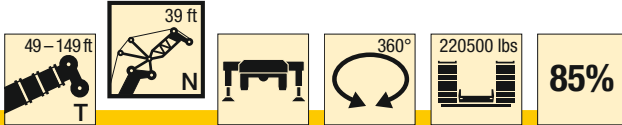
TYF



H

Lifting capacities Forces de levage

TN



ft	49 + 11.5 ft*			66 + 11.5 ft*			82 + 11.5 ft*			99 + 11.5 ft*			115 + 11.5 ft*			132 + 11.5 ft*			149 + 11.5 ft*		ft	
	39 ft**			39 ft**			39 ft**			39 ft**			39 ft**			39 ft**			39 ft**			
	82°	75°	68°	82°	75°	68°	82°	75°	68°	82°	75°	68°	82°	75°	68°	82°	75°	68°	75°	68°		
22	156.1																				22	
24	156.1																					24
26	156.1			156.1																		26
28	156.1			156.1																		28
30	155.6			155.8			142.3															30
32	153.5			154.6			143.2															32
34	150.1			152.9			143.4			117.6												34
36	145.6	147.8		150.9			143			117.9												36
38	139.7	142.1		147.3	149.4		141.5			118.1			98.5			75.1						38
40	132.9	136.7		142.5	148.2		140			118.3			98.6			75						40
42	124.2	132.3		135.2	144.7		138.9			118.7			98.7			74.9				57.9		42
44		128.6	129.3	127.1	140.7		135.4	136.9		119.3			99			74.9				57.9		44
46		125.2	128		136.6			135.8		119.9			99.3			74.9				57.8		46
48		121	123.8		133.2			132.9		119.5			99.8			74.6				57.8		48
50			119.5		129.9	127.1		130		119.2	114		100.3			74.4				57.8		50
55						119.2		120.9			112			94.6						57.8		55
60						109					106.8			93.9								60
65									96.3		98.3			93.2								65
70												84.8				62.1						70
75												79				59					49.4	75
80																					47.5	80
85																						85
90																					45.8	90
																					43.3	90

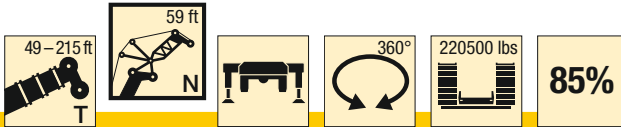
* adapter - pièce d'adaptateur

t_180_54105_00_000

** Hookblock with deadweight of 6615 lbs necessary - Moufle à crochet de poids minimal de 6615 lbs nécessaire

Lifting capacities Forces de levage

TN

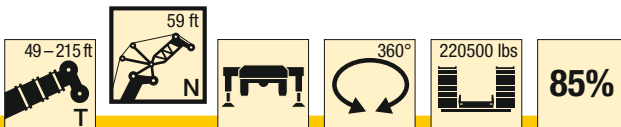


ft	49 + 11.5 ft*			66 + 11.5 ft*			82 + 11.5 ft*			99 + 11.5 ft*			115 + 11.5 ft*			ft
	59 ft***			59 ft***			59 ft***			59 ft***			59 ft***			
	82°	75°	68°	82°	75°	68°	82°	75°	68°	82°	75°	68°	82°	75°	68°	
28	130.7															28
30	130.1															30
32	128.4			121.7												32
34	126.6			121.6												34
36	124.7			121			108.4									36
38	122.7			119.6			108.3			90.5						38
40	120.7			118.1			108.3			90.5						40
42	119			116.6			108.3			90.5			76.9			42
44	117.2	117.7		115.2			107.8			90.5			76.9			44
46	115.6	115.5		114			107.2			90.5			76.9			46
48	114.3	113.3		113			106.4			90.5			76.9			48
50	113.1	111		112	111		105.6			90.5			76.9			50
55	109.5	105.4		110.2	107.6		104.2	103.1		90.5			76.9			55
60	104	100.1	100.2	107.5	104.2		103.3	100.4		90.5	87.7		76.9			60
65		97.3	93.7	98.3	101.9	99.2	102.6	98		90.5	88.1		76.9	74.6		65
70			89.4		96.3	92.7		93.3		90.5	87.5		76.9	74.5		70
75						86.3		87.6	82.6		84.2			74.3		75
80						80.6			77.2		79.1	73.2		73.7		80
85									72.5		74.1	68.6		72.2		85
90												64.4			61.8	90
95												60.5			58.1	95
100															54.6	100

* adapter - pièce d'adaptateur

t_180_54205_00_000

*** Hookblock with deadweight of 3200 lbs necessary - Moufle à crochet de poids minimal de 3200 lbs nécessaire



ft	132 + 11.5 ft*			149 + 11.5 ft*			165 + 11.5 ft*			182 + 11.5 ft*		198 + 11.5 ft*		215 + 11.5 ft*	ft
	59 ft***			59 ft***			59 ft***			59 ft***		59 ft***		59 ft***	
	82°	75°	68°	82°	75°	68°	82°	75°	68°	82°	75°	82°	75°	82°	
44	59.7														44
46	59.7														46
48	59.6														48
50	59.6			45.8			34.7								50
55	59.6			45.7			34.6			25.4		18			55
60	59.5			45.7			34.5			25.3		18			60
65	59.4			45.7			34.4			25.3		17.9		11.9	65
70	58.8	54.1		45.7			34.4			25.2		17.9		11.8	70
75		52.7		45.7	42		34.4			25.2		17.9		11.7	75
80		50.6			41.3							17.9		11.6	80
85		48.5			40			30.9				17.9		11.5	85
90		46.7			38.7			30			22.4				90
95			40		37.5			29.1			22				95
100			38.3			31.7					21.4			15.8	100
105			36.5			30.9								15.4	105
110			35			29.5								15	110
115									22.3						115
									21.6						

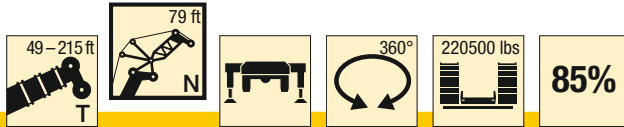
* adapter - pièce d'adaptateur

t_180_54205_00_000

*** Hookblock with deadweight of 3200 lbs necessary - Moufle à crochet de poids minimal de 3200 lbs nécessaire

Lifting capacities Forces de levage

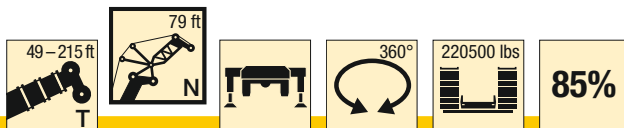
TN



ft	49 + 11.5 ft*			66 + 11.5 ft*			82 + 11.5 ft*			99 + 11.5 ft*			115 + 11.5 ft*			ft
	79 ft			79 ft			79 ft			79 ft			79 ft			
	82°	75°	68°	82°	75°	68°	82°	75°	68°	82°	75°	68°	82°	75°	68°	
36	101.5															36
38	100.3			94.6												38
40	99.1			94.4												40
42	97.8			93.9			84.5									42
44	96.6			93.2			84.4			71.7						44
46	95.3			92.4			84.4			71.7						46
48	94.3			91.5			84.3			71.7						48
50	93.2	92.2		90.6			84.1			71.7						50
55	90.7	90.4		88.7			83.3			71.7			61.7			55
60	88.4	87.3		87	86.5		82			71.7			61.8			60
65	86.9	84.5		85.7	84.1		80.9	80		71.7			62			65
70	86.3	82.2	81.9	85.1	82.1		80.2	78.4		71.7	69.6		62.3			70
75	86.2	80.4	78.8	84.8	80.4	80	80	76.9		71.6	69.3		62.5			75
80	82.4	79.1	75.6	84.1	79.1	77.8	80	75.8		71.6	68.7		62.6	59.9		80
85		78.5	72.7	81.3	78.3	74.9	80	74.9	71.6	71.6	68.1		62.5	59.9		85
90			71.3		74	70.7		71.6	67.6	71.6	67.7	63.4	62.5	59.8		90
95						66.7		67.9	63.7		65.4	59.8		59.8	55.1	95
100									60		61.8	56.3		59	53.6	100
105									56.5			53.1			50.6	105
110												50.3			47.9	110
115												47.6			45.4	115
120															43.1	120

* adapter · pièce d'adaptateur

t_180_54305_00_000



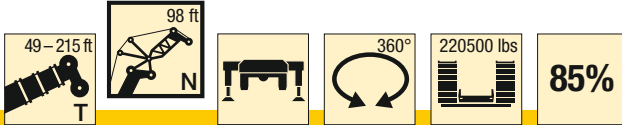
ft	132 + 11.5 ft*			149 + 11.5 ft*			165 + 11.5 ft*			182 + 11.5 ft*			198 + 11.5 ft*			215 + 11.5 ft*		ft
	79 ft			79 ft			79 ft			79 ft			79 ft			79 ft		
	82°	75°	68°	82°	75°	68°	82°	75°	68°	82°	75°	68°	82°	75°	68°	82°	75°	
50	48																	50
55	47.9			36.7			27											55
60	47.8			36.5			27											60
65	47.7			36.3			27			19.9			13.8					65
70	47.6			36.3			27			19.8			13.7			7.6		70
75	47.6			36.3			27			19.7			13.6			7.6		75
80	47.6			36.3			27			19.7			13.4			7.5		80
85	47.4	44		36.3	34.9		27			19.7			13.3			7.4		85
90	47.1	42.8		36.3	34.4		27			19.7			13.3			7.4		90
95		41.5		36.3	33.6		27	25		19.7			13.2			7.3		95
100		40.2	35.4		32.7			24.4			18		13.2			7.3		100
105		38.9	35.2		31.8			23.8			17.7							105
110		37.8	33.5		31			23.3			17.3			11.7				110
115			32.1		30.3	26.7		22.7			16.9			11.6			5.9	115
120			30.8			25.7			18.5		16.5			11.6			5.9	120
125						24.7			18.2					11.4			5.9	125
130						23.7				17.4				11.2			5.9	130
135									16.8									135
140											11.9					7.4		140
145											11.5					7.3		145
150																7		150

* adapter · pièce d'adaptateur

t_180_54305_00_000

Lifting capacities Forces de levage

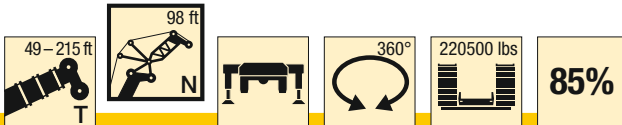
TN



ft	49 + 11.5 ft*			66 + 11.5 ft*			82 + 11.5 ft*			99 + 11.5 ft*			115 + 11.5 ft*			ft
	98 ft			98 ft			98 ft			98 ft			98 ft			
	82°	75°	68°	82°	75°	68°	82°	75°	68°	82°	75°	68°	82°	75°	68°	
42	78.7															42
44	78.1															44
46	77.4			73.3												46
48	76.8			73												48
50	76.1			72.8			65.9			56.9						50
55	74.5			71.9			65.8			56.7			49.2			55
60	73			70.7			65.7			56.5			49.2			60
65	71.6	70.5		69.7	68.7		65.2			56.3			49			65
70	70.4	68.8		68.7	67.5		64.6	63.4		56.3			48.9			70
75	69.4	67.3		67.9	66.2		64	62.7		56.2			48.9			75
80	68.9	66	65.2	67.4	65.1		63.5	61.8		56.2	54.7		48.9			80
85	68.7	64.8	63.5	67.3	64.1	63.3	63.3	60.9		56.2	54.7		48.9	47.2		85
90	68.7	64.1	62.1	67.2	63.4	62.1	63.3	60.3		56.2	54.5		48.9	47.2		90
95	65.2	63.9	61	67.2	63	60.9	63.3	59.8	58.6	56.2	54.1		48.9	47.2		95
100		63.9	60.1	64.8	62.7	59.9	63.3	59.5	57.4	56.2	53.9	52.7	48.9	47.2		100
105		63.9	59.7		62.2	58.9		59.4	55.9	56.2	53.7	52.1	48.9	47.2		105
110			57.9		59	55.8		56.8	52.9		53.6	49.4	48.9	47.2	45.7	110
115						52.9		54	50.2		51.7	46.8		47.2	44.4	115
120									47.6		49	44.4		46.7	42.4	120
125									45.2			42.2			40.3	125
130												40.2			38.4	130
135												38.3			36.6	135
140															34.9	140

* adapter · pièce d'adaptateur

t_180_54405_00_000



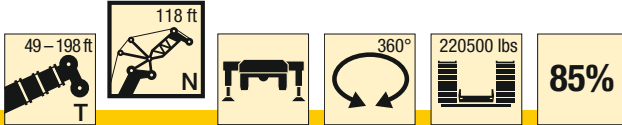
ft	132 + 11.5 ft*			149 + 11.5 ft*			165 + 11.5 ft*			182 + 11.5 ft*			198 + 11.5 ft*			215 + 11.5 ft*	ft
	98 ft			98 ft			98 ft			98 ft			98 ft			98 ft	
	82°	75°	68°	82°	75°	68°	82°	75°	68°	82°	75°	68°	82°	75°	68°	82°	
55	39															55	
60	38.9															60	
65	38.7						22.2									65	
70	38.6			29			22.1			15.8			9.4			70	
75	38.5			28.7			22			15.7			9.3		4.1	75	
80	38.4			28.6			21.8			15.6			9.2		4	80	
85	38.4			28.6			21.7			15.5			9.1		4	85	
90	38.4	36.9		28.6			21.7			15.4			9		3.9	90	
95	38.4	36.4		28.6	27.8		21.7			15.3			8.9		3.8	95	
100	38.4	35.8		28.6	27.8		21.7	20.7		15.2			8.8		3.8	100	
105	38.4	35.1		28.6	27.6		21.7	20.5		15.2			8.8		3.7	105	
110	38.4	34.2		28.6	27.2		21.7	20.1		15.2	13.9		8.7		3.7	110	
115		33.4	29.6	28.6	26.7		21.7	19.7		15.2	13.8		8.7	7.5	3.7	115	
120		32.6	28.9		26.1	22.7		19.3			13.7		8.7	7.5	3.7	120	
125		31.9	27.7		25.6	22.6		18.9			13.6			7.5		125	
130		31.2	26.7		25.1	21.8		18.5			13.3			7.4		130	
135			25.8		24.7	21		18.1	15		13			7.4		135	
140			25			20.3			14.6		12.7	9.7		7.4		140	
145						19.6			14			9.6		7.3		145	
150						19			13.5			9.2		7.3		150	
155									13				8.8		5.5	155	
160													8.4		5.4	160	
165															5.2	165	
170															4.9	170	

* adapter · pièce d'adaptateur

t_180_54405_00_000

Lifting capacities Forces de levage

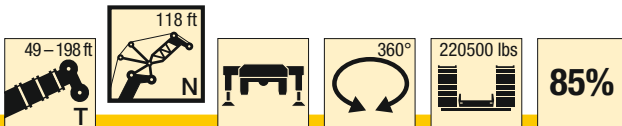
TN



ft	49 + 11.5 ft*			66 + 11.5 ft*			82 + 11.5 ft*			99 + 11.5 ft*			115 + 11.5 ft*			ft	
	118 ft			118 ft			118 ft			118 ft			118 ft				
	82°	75°	68°	82°	75°	68°	82°	75°	68°	82°	75°	68°	82°	75°	68°		
50	61.8			57.6												50	
55	61.3			57.3			52.3						39.8			55	
60	60.3			57			52						39.8			60	
65	59.2			57			51.7						39.5			65	
70	58.1	57.4		56.3			51.5						39.4			70	
75	57.2	56.5		55.6	54.9		51.4						39.3			75	
80	56.4	55.4		55	54.1		51.3	50.2					39.2			80	
85	55.6	54.3		54.3	53.3		51.1	50.1			44.7	43.4	39.2			85	
90	55.1	53.4	52.7	53.9	52.4		50.7	49.6			44.7	43.2	39.1	38		90	
95	54.2	52.5	51.8	53.5	51.7	51	50.4	49			44.7	43.1	39.1	37.9		95	
100	52.9	51.8	50.7	52.6	51.1	50.4	49.8	48.5	47.6		44.7	43.1	39.1	37.8		100	
105	51.3	51.3	49.8	51.1	50.6	49.5	48.8	48.1	47.3		44.7	43.1	39.1	37.7		105	
110	49.7	50.6	49	49.6	50.3	48.7	47.4	47.7	46.6		44.6	43.1	42.4	39.1	37.7	110	
115	48	49.6	48.5	48.1	49.6	48.1	46.1	47.5	46		44.2	43.1	42.2	39.1	37.7	115	
120		48.3	48.1	46.7	48.5	47.7	44.8	47	45.5		43.4	43.1	41.8	39.1	37.7	36.9	120
125		46.8	47.8		47.3	47.2		45.8	44.9		42.6	43.1	41.4	39.1	37.7	37.1	125
130			46.8		46	45		44.6	42.8			43	39.7	39.1	37.7	37.2	130
135						42.9		43.5	40.8			41.9	38		37.7	35.9	135
140									39			40.2	36.2		37.6	34.3	140
145									37.2				34.6			32.7	145
150													33.1			31.3	150
155													31.7			30	155
160																28.7	160

* adapter · pièce d'adaptateur

t_180_54505_00_000



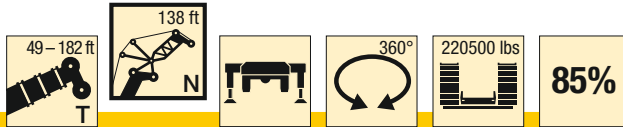
ft	132 + 11.5 ft*			149 + 11.5 ft*			165 + 11.5 ft*			182 + 11.5 ft*			198 + 11.5 ft*			ft	
	118 ft			118 ft			118 ft			118 ft			118 ft				
	82°	75°	68°	82°	75°	68°	82°	75°	68°	82°	75°	68°	82°	75°	68°		
65	31.8															65	
70	31.7			23.2			17.9									70	
75	31.5			23.1			17.8					11.6		5.9		75	
80	31.4			23			17.7					11.5		5.8		80	
85	31.3			22.9			17.6					11.3		5.7		85	
90	31.3			22.8			17.6					11.2		5.6		90	
95	31.3	30.1		22.8			17.5					11.1		5.5		95	
100	31.3	30.1		22.8			17.5					11		5.5		100	
105	31.3	30		22.8	22.1		17.4					10.9		5.4		105	
110	31.3	29.7		22.8	22.1		17.4	16.3				10.9		5.4		110	
115	31.3	29.4		22.8	22.2		17.3	16.2				10.8	9.7	5.3		115	
120	31.3	29		22.8	22.1		17.3	16.1				10.8	9.6	5.3	4.2	120	
125	31.3	28.5		22.8	22		17.3	16				10.7	9.6	5.3	4.2	125	
130	31.3	28	25.1	22.8	21.7		17.3	15.9				10.7	9.5	5.3	4.1	130	
135		27.4	24.3	22.8	21.4	18.9	17.3	15.7				10.7	9.4	5.3	4.1	135	
140		26.9	23.4		21.1	18.5		15.4				9.4	9.4	5.3	4.1	140	
145		26.4	22.6		20.7	17.9		15.1				9.4			4.1	145	
150		26	21.9		20.4	17.4		14.8	12.2			9.4			4	150	
155			21.2		20.2	16.8		14.5	11.8			9.4	7.5		4	155	
160			20.6			16.3			11.3			9.4	7.3		4	160	
165						15.8			10.9				7		4	165	
170						15.4			10.5				6.7		4	170	
175									10.1				6.4			3.5	175
180													6.2			3.5	180
185																3.4	185
190																3.2	190

* adapter · pièce d'adaptateur

t_180_54505_00_000

Lifting capacities Forces de levage

TN



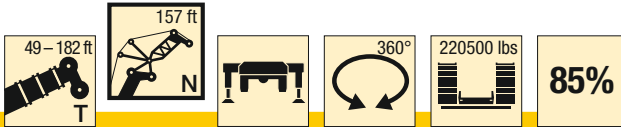
ft	49 + 11.5 ft*			66 + 11.5 ft*			82 + 11.5 ft*			99 + 11.5 ft*			115 + 11.5 ft*			132 + 11.5 ft*			149 + 11.5 ft*			165 + 11.5 ft*			182 + 11.5 ft*			ft
	138 ft			138 ft			138 ft			138 ft			138 ft			138 ft			138 ft			138 ft			138 ft			
	82°	75°	68°	82°	75°	68°	82°	75°	68°	82°	75°	68°	82°	75°	68°	82°	75°	68°	82°	75°	68°	82°	75°	68°	82°	75°	68°	
55	49.1			46.2																						55		
60	48.7			46																							60	
65	48.7			45.6			41.9			36.6			32.3														65	
70	48.2			45.3			41.7			36.4			32.1		25.9		18.8										70	
75	47.5	46.8		45			41.4			36.3			31.9		25.9		18.7			13.9							75	
80	46.8	46.5		44.9			41.1			36.2			31.7		25.8		18.6			13.8							80	
85	46	45.6		44.7	44.1		40.8			36			31.6		25.7		18.5			13.6			7.8				85	
90	45.3	44.8		44.1	43.6		40.8	39.9		35.9	35.1		31.6		25.6		18.5			13.5			7.7				90	
95	44.3	44.1		43.5	43		40.8	39.8		35.9	35		31.6	30.6		25.5		18.4		13.3			7.6				95	
100	43.2	43.3	42.8	42.7	42.5		40.7	39.8		35.8	34.8		31.6	30.6		25.5	24.6		18.4		13.2		7.5				100	
105	41.6	42.4	42.2	41.5	41.9		40.4	39.8		35.7	34.7		31.6	30.6		25.5	24.6		18.3		13.1		7.4				105	
110	40.1	41.5	41.5	40.1	41.2	41	39.3	39.4		35.7	34.6		31.6	30.5		25.5	24.5		18.3	17.6	13		7.3				110	
115	38.6	40.3	40.8	38.7	40.4	40.4	38.2	39	38.5	35.7	34.6		31.6	30.5		25.5	24.5		18.3	17.6	12.9	11.9	7.3				115	
120	37.2	38.9	39.9	37.3	39.3	39.8	37	38.6	38.1	35.5	34.6		31.6	30.4		25.5	24.4		18.3	17.6	12.8	11.8	7.2	6.2			120	
125	35.9	37.5	38.9	36	38	39.2	35.9	38	37.7	34.8	34.6	33.9	31.6	30.4		25.5	24.3		18.3	17.6	12.7	11.7	7.1	6.2			125	
130	34.6	36.2	37.6	34.8	36.7	38.3	34.7	36.8	37.3	33.9	34.6	34	31.6	30.4	29.6	25.5	24.1		18.3	17.6	12.7	11.7	7.1	6.1			130	
135	33.5	34.9	36.4	33.7	35.5	37.2	33.7	35.7	36.8	33	34.5	33.9	31.5	30.4	29.5	25.5	23.8	21.8	18.3	17.6	12.6	11.6	7.1	6			135	
140		33.7	35.1	32.7	34.3	36.1	32.7	34.6	36.2	32.2	34.1	33.7	31.2	30.4	29.5	25.5	23.6	21.5	18.3	17.6	12.6	11.5	7.1	6			140	
145		32.7	33.9		33.2	34.9		33.6	35.5		33.2	33.5	30.6	30.4	29.5	25.5	23.3	20.8	18.3	17.6	12.6	11.5	7.1	6			145	
150			32.8		32.3	33.8		32.6	34.4		32.4	32.5	30.1	30.4	29.5	25.5	22.9	20.2	18.3	17.5	15.7	12.6	11.5	7.1	5.9		150	
155					32.8			31.7	33.4		31.6	31.2		30.4	29		22.5	19.6	18.3	17.4	15.2	12.6	11.5	10.3	7.1	5.9		155
160									32.3		30.9	29.9		30.2	28.2		22.2	19		17.2	14.8	11.5	10.1		5.9		160	
165									30.9					28.6		27		21.8	18.4		17	14.4	11.5	9.7		5.9		165
170														27.5		25.9		21.7	17.9		16.8	14	11.5	9.4		5.9	5.5	170
175															24.9			17.4		16.7	13.6	11.5	9		5.9	5.4	175	
180																		17			13.2		8.7		5.9	5.3	180	
185																					12.8		8.3			5.1	185	
190																						12.5		8			4.9	190
195																							7.8				4.7	195
200																											4.5	200

* adapter · pièce d'adaptateur

t_180_54605_00_000

Lifting capacities Forces de levage

TN



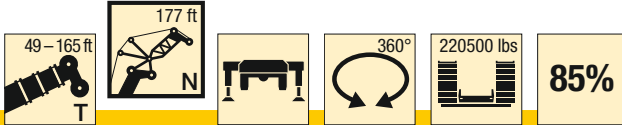
ft	49 + 11.5 ft*			66 + 11.5 ft*			82 + 11.5 ft*			99 + 11.5 ft*			115 + 11.5 ft*			132 + 11.5 ft*			149 + 11.5 ft*			165 + 11.5 ft*			182 + 11.5 ft*			ft
	157 ft			157 ft			157 ft			157 ft			157 ft			157 ft			157 ft			157 ft			157 ft			
	82°	75°	68°	82°	75°	68°	82°	75°	68°	82°	75°	68°	82°	75°	68°	82°	75°	68°	82°	75°	68°	82°	75°	68°	82°	75°	68°	
65	39.3			37.1			34.1																				65	
70	38.9			36.8			33.9		29.8			26.3															70	
75	38.6			36.5			33.6		29.6			26.2		21.3			15.1										75	
80	38.4			36.2			33.4		29.4			26		21.2		15.1											80	
85	38.2			36			33.2		29.2			25.8		21.2		15		10.4				5.3					85	
90	37.9	37.5		35.8	35.1		33.1		29.1			25.7		21.1		14.9		10.3				5.2					90	
95	37.5	37		35.7	35		32.9	32.2	29			25.6		21		14.8		10.1				5.1					95	
100	37.1	36.5		35.6	34.9		32.8	32.1	29	28.3		25.5		21		14.8		10				5					100	
105	36.6	36		35.4	34.9		32.8	31.9	28.9	28.2		25.5		20.9		14.7		9.9				4.9					105	
110	36.3	35.5	34.8	35.3	34.6		32.7	31.8	28.9	28.1		25.5	24.8	20.9		14.7		9.8				4.8					110	
115	36	35.1	34.5	35.2	34.3	33.6	32.7	31.8	28.8	28		25.5	24.7	20.9	20.1	14.6		9.7				4.7					115	
120	35.8	34.7	34.2	35	34	33.4	32.7	31.8	28.8	27.9		25.5	24.7	20.9	20	14.6	14	9.6				4.7					120	
125	35.7	34.3	33.7	34.9	33.7	33.1	32.7	31.8	31.1	28.8	27.8	25.5	24.6	20.9	20	14.5	13.9	9.5				4.6					125	
130	35.7	34.1	33.2	34.8	33.4	32.7	32.7	31.6	31.1	28.8	27.8	27.2	25.5	24.6	20.9	20	14.5	13.8	9.4	8.6		4.6					130	
135	35.7	33.8	32.9	34.8	33.2	32.4	32.7	31.5	30.9	28.8	27.8	27.1	25.5	24.6	20.9	19.9	14.5	13.8	9.4	8.5		4.5	3.6				135	
140	35.7	33.7	32.6	34.8	33	32	32.7	31.4	30.6	28.8	27.8	27	25.5	24.6	23.9	20.9	19.9	14.5	13.7	9.3	8.4	4.5	3.6				140	
145	35.6	33.7	32.3	34.8	32.9	31.7	32.6	31.4	30.3	28.8	27.8	27	25.5	24.6	23.9	20.9	19.8	14.5	13.6	9.3	8.4	4.5	3.6				145	
150	35.2	33.7	32	34.8	32.9	31.5	32.6	31.3	30.1	28.8	27.8	27	25.5	24.6	23.8	20.9	19.7	18.2	14.5	13.6	9.3	8.4	4.5	3.5			150	
155	33.4	33.7	32	34.8	32.9	31.3	32.6	31.3	30	28.8	27.8	27	25.5	24.6	23.8	20.9	19.5	17.8	14.5	13.6	13	9.3	8.4	4.5	3.5		155	
160		33.7	32	33.5	32.9	31.3	32.6	31.3	29.9	28.8	27.8	27	25.5	24.6	23.8	20.9	19.4	17.4	14.5	13.6	12.9	9.3	8.4	4.5	3.5		160	
165		33.1	32		32.9	31.2		31.3	29.7		27.8	27	25.5	24.6	23.8	20.9	19.2	16.9	14.5	13.6	12.7	9.3	8.4	4.5	3.5		165	
170			32		32.9	30.9		31.3	29.1		27.8	26.7	25.5	24.6	23.8	20.9	18.9	16.5	14.5	13.6	12.4	9.3	8.4	8	4.5	3.5	170	
175						29.8		30.5	28		27.8	25.8		24.6	23.8		18.7	16		13.6	12.1	9.3	8.4	7.7	4.5	3.5	175	
180									26.9		27.5	24.8		24.6	23.4		18.4	15.6		13.6	11.8		8.4	7.5		3.5	180	
185									25.9			23.8			22.6		18.3	15.1		13.6	11.5		8.4	7.2		3.5	3.4	185
190												22.9			21.7		18.2	14.7		13.6	11.2		8.4	6.9		3.5	3.5	190
195												22			20.9			14.3		13.6	10.8		8.4	6.7		3.5	3.6	195
200																		13.9			10.5			6.5		3.5	3.5	200
205																					10.2			6.3			3.4	205
210																							6				3.2	210
215																								5.9			3	215
220																											2.8	220

* adapter · pièce d'adaptateur

t.180_54705_00_000

Lifting capacities Forces de levage

TN



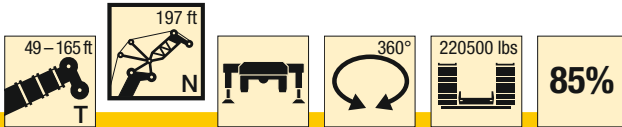
ft	49 + 11.5 ft*			66 + 11.5 ft*			82 + 11.5 ft*			99 + 11.5 ft*			115 + 11.5 ft*			132 + 11.5 ft*			149 + 11.5 ft*			165 + 11.5 ft*			ft
	177 ft			177 ft			177 ft			177 ft			177 ft			177 ft			177 ft						
	82°	75°	68°	82°	75°	68°	82°	75°	68°	82°	75°	68°	82°	75°	68°	82°	75°	68°	82°	75°	68°	82°	75°	68°	
70	31.8			29.9			27						21.4											70	
75	31.5			29.7			27			24.2			21.4											75	
80	31.2			29.5			27			24.1			21.3											80	
85	30.9			29.3			26.9			23.9			21.2			17.2			11.7					85	
90	30.6			29.1			26.8			23.7			21			17.1			11.6			6.8		90	
95	30.5	30.1		28.9			26.7			23.6			20.9			17.1			11.4			6.7		95	
100	30.4	30		28.7	28.3		26.5	26		23.4			20.7			17			11.3			6.6		100	
105	30.3	30		28.5	28		26.4	26		23.4			20.6			16.9			11.2			6.5		105	
110	30	29.6		28.5	27.8		26.3	25.8		23.3	22.8		20.6			16.8			11			6.4		110	
115	29.7	29.3		28.5	27.8		26.2	25.7		23.3	22.7		20.5	19.9		16.7			10.9			6.3		115	
120	29.5	28.9	28.2	28.4	27.8		26.1	25.5		23.2	22.6		20.5	19.9		16.6	15.8		10.8			6.2		120	
125	29.3	28.6	28	28.4	27.7		26	25.4		23.2	22.5		20.5	19.9		16.5	15.7		10.7			6.1		125	
130	29.1	28.3	27.8	28.3	27.6	27.1	25.9	25.3		23.2	22.5		20.5	19.8		16.4	15.6		10.6	9.9		6		130	
135	28.9	28	27.5	28.2	27.4	26.9	25.9	25.3		23.2	22.4		20.5	19.8		16.3	15.5		10.5	9.8		6	5.2	135	
140	28.8	27.7	27.1	28.1	27.2	26.7	25.9	25.3	24.8	23.2	22.3	21.9	20.5	19.8		16.2	15.4		10.4	9.7		5.9	5.1	140	
145	28.8	27.5	26.8	28.1	27	26.4	25.9	25.3	24.8	23.2	22.3	21.8	20.5	19.7		16.2	15.3		10.4	9.7		5.8	5.1	145	
150	28.8	27.3	26.5	28	26.9	26.2	25.9	25.3	24.8	23.2	22.3	21.7	20.5	19.7	19.2	16.2	15.3		10.4	9.6		5.8	5.1	150	
155	28.8	27.2	26.2	27.9	26.8	26	25.9	25.3	24.6	23.2	22.3	21.6	20.5	19.7	19.2	16.2	15.3		10.4	9.6		5.8	5.1	155	
160	28.8	27.2	26	27.9	26.7	25.8	25.9	25.3	24.5	23.2	22.3	21.6	20.5	19.7	19.1	16.2	15.3	14.8	10.4	9.6		5.8	5.1	160	
165	28.8	27.2	25.9	27.9	26.7	25.6	25.9	25.2	24.3	23.2	22.3	21.6	20.5	19.7	19.1	16.2	15.3	14.7	10.4	9.6		5.8	5.1	165	
170	28.8	27.2	25.8	27.9	26.7	25.4	25.9	25.2	24.2	23.2	22.3	21.6	20.5	19.7	19.1	16.2	15.3	14.5	10.4	9.6		5.8	5.1	170	
175	27.3	27.2	25.8	27.9	26.7	25.4	25.9	25.2	24.1	23.2	22.3	21.6	20.5	19.7	19.1	16.2	15.3	14.2	10.4	9.6	9.6	5.8	5.1	175	
180		27.2	25.8	26.9	26.7	25.3	25.9	25.2	24.1	23.2	22.3	21.6	20.5	19.7	19.1	16.2	15.3	13.8	10.4	9.6	9.7	5.8	5.1	180	
185		26.7	25.8		26.7	25.3		25.2	24.1		22.3	21.6	20.5	19.7	19.1	16.2	15.3	13.5	10.4	9.6	9.6	5.8	5.1	5.1	185
190			25.8		26.7	25.3		25.2	24.1		22.3	21.6	20.5	19.7	19.1	16.2	15.3	13.1	10.4	9.6	9.4	5.8	5.1	5.2	190
195						24.8		25.2	23.5		22.3	21.4		19.7	19.1		15.2	12.8		9.6	9.2	5.8	5.1	5.2	195
200									22.7		22.3	20.8		19.7	19		15.1	12.4		9.6	9		5.1	5.2	200
205											20					18.6	15	12.1		9.6	8.7		5.1	5.1	205
210											19.2					17.9		11.7		9.6	8.5		5.1	4.9	210
215																17.3		11.3		9.6	8.2		5.1	4.8	215
220																		11			8			4.6	220
225																					7.7			4.4	225
230																								4.2	230
235																								4	235

* adapter · pièce d'adaptateur

t_180_54805_00_000

Lifting capacities Forces de levage

TN



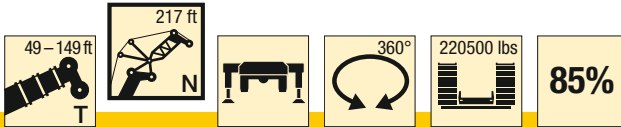
ft	49 + 11.5 ft*			66 + 11.5 ft*			82 + 11.5 ft*			99 + 11.5 ft*			115 + 11.5 ft*			132 + 11.5 ft*			149 + 11.5 ft*			165 + 11.5 ft*	ft		
	197 ft			197 ft			197 ft			197 ft			197 ft			197 ft			197 ft						
	82°	75°	68°	82°	75°	68°	82°	75°	68°	82°	75°	68°	82°	75°	68°	82°	75°	68°	82°	75°	68°	82°		75°	68°
75	25.4			23.9																				75	
80	25.1			23.8				22.1																	80
85	24.9			23.6				21.9			19.4			17											85
90	24.7			23.4				21.7			19.2			16.9			12.9				7.6				90
95	24.4			23.2				21.5			19.1			16.8			12.7				7.5			3.3	95
100	24.2			23.1				21.3			18.9			16.7			12.5				7.3			3.2	100
105	24	23.8		22.9				21.2			18.8			16.6			12.4				7.2			3.2	105
110	23.9	23.6		22.7	22.4			21.1			18.7			16.5			12.2				7.1			3.1	110
115	23.7	23.5		22.6	22.3			21	20.6		18.6	18.1		16.4			12.1				7			3	115
120	23.6	23.4		22.5	22.1			20.9	20.5		18.5	18.1		16.3			12				6.9			3	120
125	23.5	23.3		22.4	21.9			20.8	20.4		18.5	18		16.3	15.9		11.8				6.8			3	125
130	23.4	23.1	22.4	22.3	21.8			20.7	20.3		18.4	18		16.2	15.8		11.8	11.1			6.7			2.9	130
135	23.3	22.8	22.3	22.2	21.7			20.6	20.2		18.4	17.9		16.2	15.7		11.7	11			6.7	6		2.9	135
140	23.2	22.6	22.1	22.1	21.7	21.3		20.6	20		18.3	17.8		16.2	15.7		11.6	10.9			6.7	6		2.9	140
145	23	22.4	22	22.1	21.6	21.3		20.5	19.9		18.3	17.8		16.2	15.6		11.6	10.8			6.7	5.9		2.9	145
150	22.9	22.2	21.8	22.1	21.6	21.3		20.5	19.9	19.5	18.3	17.7		16.2	15.6		11.6	10.8			6.6	5.9		2.9	150
155	22.8	22	21.6	22.1	21.5	21.2		20.4	19.9	19.4	18.3	17.7	17.3	16.2	15.6		11.6	10.8			6.6	5.9		2.9	155
160	22.8	21.9	21.3	22	21.4	21		20.4	19.9	19.4	18.3	17.6	17.2	16.2	15.6		11.6	10.8			6.6	5.9		2.9	160
165	22.8	21.8	21.1	22	21.4	20.8		20.4	19.9	19.4	18.3	17.6	17.2	16.2	15.6	15.1	11.6	10.8			6.6	5.9		2.9	165
170	22.8	21.7	20.8	21.9	21.3	20.7		20.4	19.9	19.4	18.3	17.6	17.1	16.2	15.6	15.1	11.6	10.8			6.6	5.9		2.9	170
175	22.8	21.7	20.7	21.9	21.2	20.5		20.4	19.9	19.4	18.3	17.6	17	16.2	15.6	15.1	11.6	10.8	10.8		6.6	5.9		2.9	175
180	22.8	21.7	20.6	21.9	21.2	20.4		20.4	19.9	19.4	18.3	17.6	17	16.2	15.6	15	11.6	10.8	10.9		6.6	5.9		2.9	180
185	22.8	21.7	20.5	21.9	21.2	20.3		20.4	19.9	19.4	18.3	17.6	17	16.2	15.6	15	11.6	10.8	11		6.6	5.9	6	2.9	185
190	22.7	21.7	20.5	21.9	21.2	20.3		20.4	19.9	19.3	18.3	17.6	17	16.2	15.6	15	11.6	10.8	11		6.6	5.9	6.2	2.9	190
195	21.3	21.7	20.5	21.9	21.2	20.3		20.4	19.9	19.3	18.3	17.6	17	16.2	15.6	15	11.6	10.8	11		6.6	5.9	6.3	2.9	195
200		21.7	20.5	21.1	21.2	20.3		20.4	19.9	19.3	18.3	17.6	17	16.2	15.6	15	11.6	10.8	10.8		6.6	5.9	6.4	2.9	200
205			20.5		21.2	20.3			19.9	19.3		17.6	17	16.2	15.6	15	11.6	10.8	10.5		6.6	5.9	6.5	2.9	205
210			20.5			20.3			19.9	19.3		17.6	17		15.6	15		10.8	10.3			5.9	6.6	2.9	210
215						20.3			19.9	19.3		17.6	17		15.6	15		10.8	10			5.9	6.6	2.9	215
220										18.9		17.6	16.9		15.6	15		10.8	9.7			5.9	6.6		220
225													16.6				14.9		10.8	9.4		5.9	6.4		225
230													15.9					10.8	9			5.9	6.3		230
235																			8.7			5.9	6.1		235
240																				8.5			5.9		240
245																							5.7		245

* adapter - pièce d'adaptateur

t.180_54905_00_000

Lifting capacities Forces de levage

TN



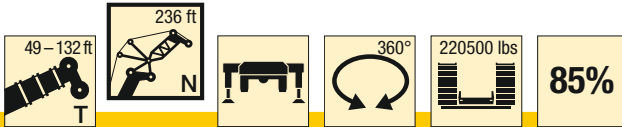
ft	49 + 11.5 ft*			66 + 11.5 ft*			82 + 11.5 ft*			99 + 11.5 ft*			115 + 11.5 ft*			132 + 11.5 ft*			149 + 11.5 ft*			ft
	217 ft			217 ft			217 ft			217 ft			217 ft			217 ft			217 ft			
	82°	75°	68°	82°	75°	68°	82°	75°	68°	82°	75°	68°	82°	75°	68°	82°	75°	68°	82°	75°	68°	
85	20.3			19.3			17.9															85
90	20.2			19.1			17.7			15.6			13.4									90
95	20			18.9			17.5			15.5			13.4			9.1			4.4			95
100	19.8			18.7			17.4			15.4			13.3			8.9			4.3			100
105	19.6			18.6			17.2			15.2			13.1			8.8			4.2			105
110	19.4			18.5			17			15.1			13			8.6			4.1			110
115	19.2	19		18.3			16.9			15			12.8			8.5			4			115
120	19.1	18.9		18.2	18		16.8			14.9			12.7			8.4			3.9			120
125	19	18.7		18.1	17.8		16.8	16.5		14.8			12.5			8.3			3.8			125
130	18.9	18.6		18	17.7		16.7	16.4		14.7	14.4		12.4	11.9		8.2			3.8			130
135	18.8	18.5		17.8	17.5		16.6	16.3		14.6	14.3		12.3	11.8		8.1	7.5		3.7			135
140	18.7	18.4		17.7	17.4		16.5	16.2		14.6	14.2		12.3	11.7		8.1	7.4		3.6	3		140
145	18.6	18.3	17.9	17.6	17.3		16.4	16.1		14.6	14.2		12.3	11.7		8.1	7.3		3.6	3		145
150	18.6	18.2	17.8	17.5	17.1	16.8	16.4	16		14.5	14.1		12.3	11.7		8.1	7.3		3.6	3		150
155	18.5	18	17.7	17.5	17.1	16.8	16.3	15.9		14.5	14.1		12.3	11.7		8.1	7.3		3.6	3.1		155
160	18.4	17.9	17.6	17.5	17.1	16.8	16.3	15.8	15.6	14.5	14		12.3	11.7		8.1	7.3		3.6	3.2		160
165	18.3	17.8	17.5	17.4	17.1	16.8	16.2	15.8	15.5	14.5	14	13.7	12.3	11.7		8.1	7.3		3.6	3.3		165
170	18.3	17.6	17.3	17.4	17.1	16.8	16.2	15.7	15.4	14.5	14	13.6	12.3	11.7		8.1	7.3		3.6	3.3		170
175	18.3	17.5	17.1	17.4	17.1	16.7	16.2	15.6	15.3	14.5	13.9	13.5	12.3	11.7	11.7	8.1	7.3		3.6	3.4		175
180	18.2	17.4	17	17.4	17	16.7	16.2	15.6	15.3	14.5	13.9	13.5	12.3	11.7	11.7	8.1	7.3		3.6	3.5		180
185	18.2	17.4	16.8	17.4	17	16.6	16.2	15.6	15.3	14.5	13.9	13.4	12.3	11.7	11.7	8.1	7.3	7.5	3.6	3.6		185
190	18.1	17.4	16.7	17.4	17	16.5	16.2	15.6	15.3	14.5	13.9	13.4	12.3	11.7	11.7	8.1	7.3	7.5	3.6	3.6		190
195	18.1	17.4	16.6	17.4	17	16.4	16.2	15.6	15.3	14.5	13.9	13.4	12.3	11.7	11.7	8.1	7.3	7.5	3.6	3.7	3.3	195
200	18.1	17.4	16.5	17.4	17	16.3	16.2	15.6	15.3	14.5	13.9	13.4	12.3	11.7	11.6	8.1	7.3	7.5	3.6	3.8	3.3	200
205	18.1	17.4	16.5	17.4	17	16.3	16.2	15.6	15.3	14.5	13.9	13.4	12.3	11.7	11.6	8.1	7.3	7.5	3.6	3.8	3.4	205
210	18.1	17.4	16.5	17.4	17	16.2	16.2	15.6	15.3	14.5	13.9	13.4	12.3	11.7	11.6	8.1	7.3	7.5	3.6	3.8	3.6	210
215	17.5	17.4	16.5	17.4	17	16.2	16.2	15.6	15.3	14.5	13.9	13.4	12.3	11.7	11.6	8.1	7.3	7.5	3.6	3.7	3.7	215
220		17.4	16.5	17.2	17	16.2	16.2	15.6	15.3	14.5	13.9	13.4	12.3	11.7	11.6	8.1	7.3	7.5	3.6	3.7	3.7	220
225			16.5		17	16.2		15.6	15.3		13.9	13.4	12.3	11.7	11.6	8.1	7.3	7.5	3.6	3.7	3.8	225
230			16.5			16.2		15.6	15.3		13.9	13.4		11.7	11.6		7.3	7.5		3.7	3.8	230
235						16.2		15.6	15.3		13.9	13.4		11.7	11.6		7.3	7.5		3.7	3.8	235
240									15.3		13.9	13.4		11.7	11.6		7.3	7.3		3.7	3.7	240
245												13.3			11.6		7.3	7.1		3.7	3.7	245
250															11.6			6.9		3.7	3.7	250
255																11.5		6.7		3.7	3.7	255
260																		6.5		3.7	3.7	260
265																				3.7	3.7	265

* adapter · pièce d'adaptateur

t_180_55005_00_000

Lifting capacities Forces de levage

TN



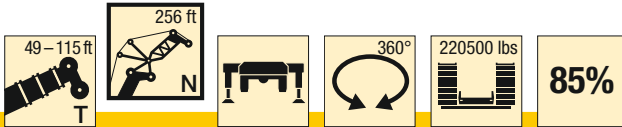
ft	49 + 11.5 ft*			66 + 11.5 ft*			82 + 11.5 ft*			99 + 11.5 ft*			115 + 11.5 ft*			132 + 11.5 ft*			ft
	236 ft			236 ft			236 ft			236 ft			236 ft			236 ft			
	82°	75°	68°	82°	75°	68°	82°	75°	68°	82°	75°	68°	82°	75°	68°	82°	75°	68°	
90	15.9																		90
95	15.8			15.1			13.9			12.2			10						95
100	15.7			15			13.9			12.1			10			6.2			100
105	15.6			14.8			13.7			12			9.8			6			105
110	15.4			14.6			13.6			11.9			9.7			5.9			110
115	15.3			14.5			13.4			11.8			9.5			5.8			115
120	15.1			14.4			13.3			11.7			9.4			5.7			120
125	15	14.5		14.2	13.7		13.2			11.6			9.3			5.6			125
130	14.8	14.5		14.1	13.7		13			11.5			9.1			5.5			130
135	14.7	14.5		14	13.7		12.9	12.7		11.4			9			5.4			135
140	14.6	14.4		13.9	13.7		12.9	12.6		11.3	11		8.9			5.4			140
145	14.5	14.3		13.8	13.6		12.8	12.6		11.3	10.9		8.8	8.5		5.3			145
150	14.4	14.2		13.7	13.5		12.7	12.5		11.2	10.9		8.8	8.5		5.3			150
155	14.3	14.1		13.6	13.4		12.6	12.4		11.2	10.8		8.8	8.6		5.3	4.9		155
160	14.2	14	13.6	13.5	13.3		12.6	12.3		11.1	10.8		8.8	8.6		5.3	4.9		160
165	14.1	13.9	13.6	13.4	13.2	12.8	12.5	12.2		11.1	10.7		8.8	8.6		5.3	5		165
170	14.1	13.8	13.6	13.4	13.1	12.8	12.5	12.2		11.1	10.7		8.8	8.6		5.3	5		170
175	14.1	13.7	13.6	13.3	13.1	12.8	12.5	12.1	11.8	11	10.7		8.8	8.6		5.3	5.1		175
180	14.1	13.6	13.5	13.3	13	12.8	12.4	12.1	11.8	11	10.6	10.3	8.8	8.6		5.3	5.2		180
185	14	13.6	13.3	13.2	12.9	12.7	12.4	12	11.8	11	10.6	10.3	8.8	8.6	8.6	5.3	5.3		185
190	14	13.5	13.2	13.2	12.9	12.7	12.4	11.9	11.7	11	10.5	10.3	8.8	8.6	8.6	5.3	5.3		190
195	14	13.5	13.1	13.2	12.9	12.7	12.4	11.9	11.6	11	10.5	10.2	8.8	8.6	8.6	5.3	5.3	5	195
200	14	13.4	13	13.2	12.9	12.7	12.4	11.9	11.6	11	10.5	10.1	8.8	8.6	8.6	5.3	5.4	5.1	200
205	14	13.4	12.9	13.2	12.9	12.7	12.4	11.9	11.6	11	10.4	10.1	8.8	8.6	8.6	5.3	5.4	5.2	205
210	14	13.4	12.8	13.2	12.9	12.6	12.4	11.9	11.6	11	10.4	10	8.8	8.6	8.6	5.3	5.4	5.3	210
215	14	13.4	12.7	13.2	12.9	12.6	12.4	11.9	11.6	11	10.4	10	8.8	8.6	8.6	5.3	5.4	5.3	215
220	14	13.4	12.7	13.2	12.9	12.6	12.4	11.9	11.6	11	10.4	10	8.8	8.6	8.6	5.3	5.4	5.4	220
225	14	13.4	12.7	13.2	12.9	12.6	12.4	11.9	11.6	11	10.4	10	8.8	8.6	8.6	5.3	5.4	5.4	225
230	14	13.4	12.7	13.2	12.9	12.6	12.4	11.9	11.6	11	10.4	10	8.8	8.6	8.6	5.3	5.3	5.4	230
235	13.9	13.4	12.7	13.2	12.9	12.6	12.4	11.9	11.6	11	10.4	10	8.8	8.6	8.6	5.3	5.3	5.4	235
240		13.4	12.7	13	12.9	12.6	12.4	11.9	11.6	11	10.4	10	8.8	8.6	8.6	5.3	5.3	5.3	240
245			12.7		12.9	12.6		11.9	11.6		10.4	10	8.8	8.6	8.6	5.3	5.3	5.3	245
250			12.7			12.6		11.9	11.6		10.4	10		8.6	8.6		5.3	5.3	250
255						12.6		11.9	11.6		10.4	10		8.6	8.6		5.3	5.3	255
260									11.6			10		8.6	8.6		5.3	5.3	260
265												10			8.6		5.3	5.3	265
270															8.6			5.1	270
275															8.6			4.9	275
280																		4.8	280

* adapter · pièce d'adaptateur

t_180_55105_00_000

Lifting capacities Forces de levage

TN



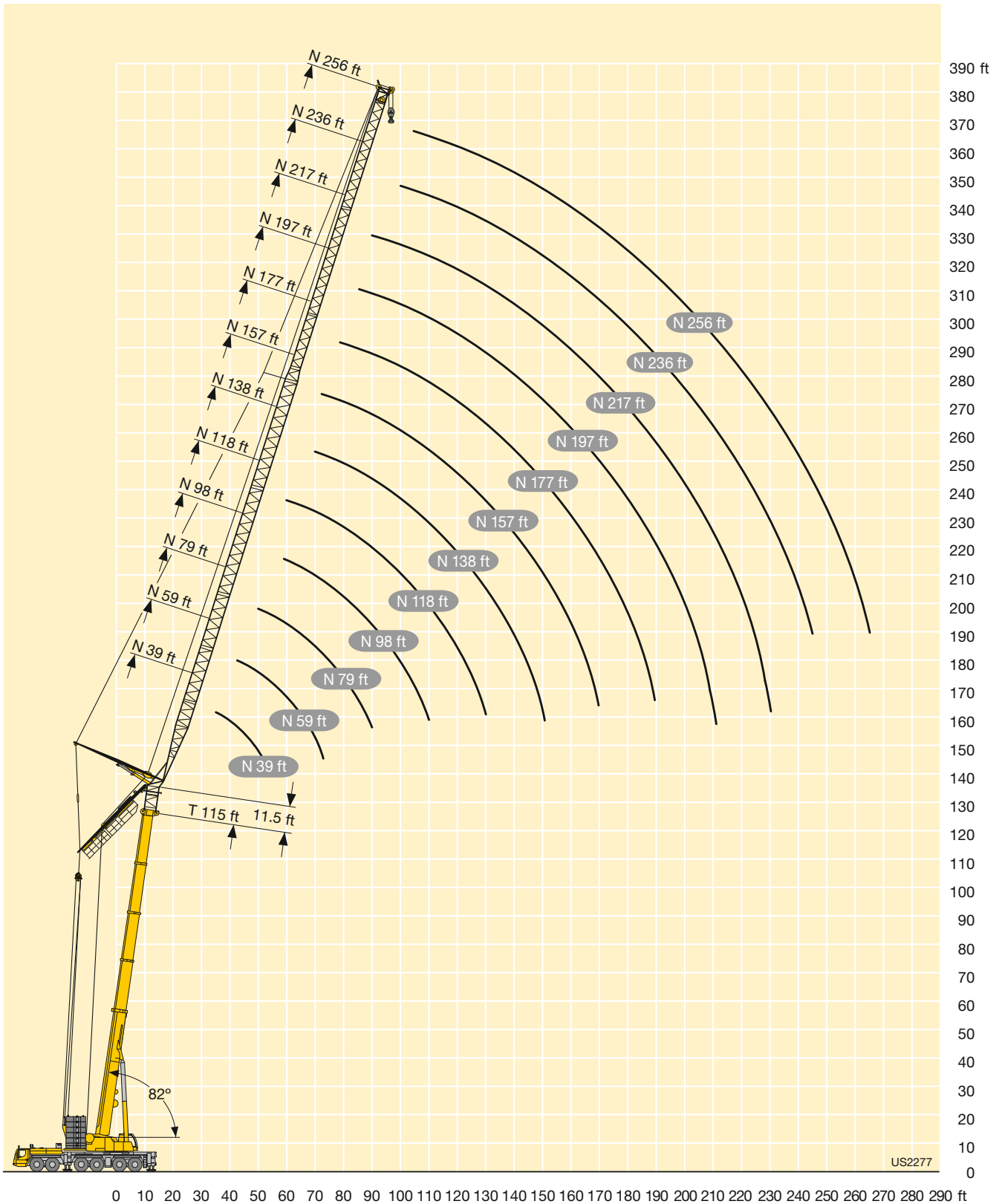
ft	49 + 11.5 ft*			66 + 11.5 ft*			82 + 11.5 ft*			99 + 11.5 ft*			115 + 11.5 ft*			ft
	256 ft			256 ft			256 ft			256 ft			256 ft			
	82°	75°	68°	82°	75°	68°	82°	75°	68°	82°	75°	68°	82°	75°	68°	
95	12.5															95
100	12.4			11.7			10.7			9			6.6			100
105	12.4			11.7			10.7			8.9			6.5			105
110	12.3			11.6			10.6			8.7			6.4			110
115	12.1			11.5			10.6			8.6			6.3			115
120	12			11.3			10.5			8.4			6.1			120
125	11.9			11.2			10.4			8.3			6			125
130	11.7			11.1			10.2			8.2			5.9			130
135	11.6	11.2		11			10.1			8.1			5.8			135
140	11.5	11.2		10.9	10.5		10	9.5		8			5.7			140
145	11.4	11.2		10.8	10.5		9.9	9.6		8	7.6		5.7			145
150	11.3	11.1		10.7	10.5		9.8	9.6		7.9	7.6		5.7			150
155	11.2	11		10.6	10.5		9.8	9.5		7.9	7.7		5.7	5.4		155
160	11	10.9		10.5	10.4		9.7	9.5		7.9	7.7		5.7	5.5		160
165	10.9	10.8	10	10.4	10.3		9.6	9.4		7.9	7.8		5.7	5.5		165
170	10.8	10.7	10.2	10.4	10.2		9.6	9.3		7.9	7.8		5.7	5.6		170
175	10.8	10.6	10.2	10.3	10.1	9.4	9.5	9.3		7.9	7.8		5.7	5.6		175
180	10.7	10.6	10.3	10.2	10	9.5	9.5	9.2	8.5	7.9	7.8		5.7	5.7		180
185	10.7	10.5	10.4	10.2	10	9.6	9.5	9.1	8.6	7.9	7.8	7.3	5.7	5.7		185
190	10.7	10.5	10.3	10.1	9.9	9.7	9.4	9.1	8.6	7.9	7.8	7.4	5.7	5.8		190
195	10.6	10.4	10.3	10.1	9.8	9.6	9.4	9	8.7	7.9	7.8	7.5	5.7	5.8		195
200	10.6	10.4	10.2	10.1	9.8	9.5	9.4	8.9	8.6	7.9	7.7	7.5	5.7	5.8	5.6	200
205	10.6	10.3	10	10.1	9.7	9.4	9.4	8.9	8.6	7.9	7.7	7.5	5.7	5.9	5.7	205
210	10.6	10.3	9.9	10.1	9.7	9.4	9.4	8.8	8.6	7.9	7.7	7.5	5.7	5.9	5.8	210
215	10.6	10.2	9.8	10.1	9.7	9.4	9.4	8.8	8.6	7.9	7.7	7.4	5.7	5.9	5.8	215
220	10.5	10.2	9.7	10	9.7	9.4	9.4	8.8	8.5	7.9	7.7	7.4	5.7	5.9	5.8	220
225	10.4	10.2	9.7	10	9.7	9.4	9.4	8.8	8.5	7.9	7.7	7.4	5.7	5.8	5.8	225
230	10.3	10.1	9.6	9.9	9.7	9.4	9.3	8.8	8.5	7.9	7.7	7.4	5.7	5.8	5.8	230
235	10.3	10.1	9.6	9.9	9.7	9.4	9.3	8.8	8.5	7.9	7.7	7.4	5.7	5.8	5.8	235
240	10.3	10.1	9.6	9.9	9.7	9.4	9.3	8.8	8.5	7.9	7.7	7.4	5.7	5.8	5.8	240
245	10.3	10.1	9.6	9.9	9.7	9.4	9.2	8.8	8.5	7.9	7.7	7.4	5.7	5.8	5.8	245
250	10.3	10.1	9.6	9.9	9.7	9.4	9.2	8.8	8.5	7.9	7.7	7.4	5.7	5.8	5.8	250
255	10.3	10.1	9.6	9.9	9.7	9.4	9.2	8.8	8.5	7.9	7.7	7.4	5.7	5.8	5.8	255
260		10.1	9.6		9.7	9.4	9.2	8.8	8.5	7.9	7.7	7.4	5.7	5.8	5.8	260
265			9.6		9.7	9.4		8.8	8.5		7.7	7.4	5.7	5.8	5.8	265
270			9.6			9.4		8.8	8.5		7.7	7.4		5.8	5.8	270
275						9.4		8.8	8.5		7.7	7.4		5.8	5.8	275
280									8.5			7.4		5.8	5.8	280
285												7.4			5.8	285
290															5.8	290
295															5.8	295

* adapter · pièce d'adaptateur

t_180_55205_00_000

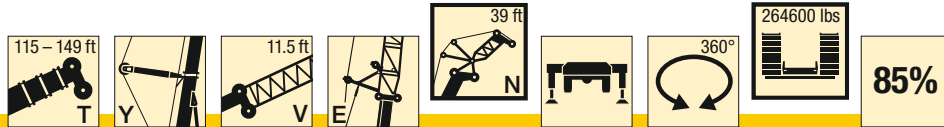
Lifting heights Hauteurs de levage

TN



Lifting capacities Forces de levage

TYVEN

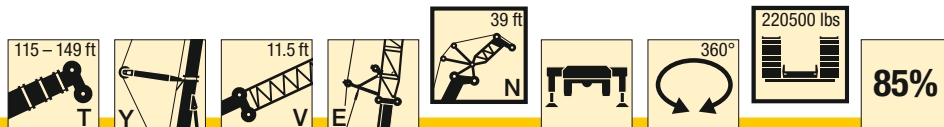


ft	115 + 23 ft*		132 + 23 ft*		149 + 23 ft*		ft
	39 ft**		39 ft**		39 ft**		
	82°	75°	82°	82°			
40	122.3						40
42	124.9						42
44	124.8						44
46	123.3		109.9				46
48	120.3		109.2				48
50	117.4		108.5		97.6		50
55			104.5		96.3		55
60							60
65		100.1					65
70		93.2					70

* adapter 11.5 ft + telescopic boom extension 11.5 ft · pièce d'adaptateur 11.5 ft + rallonge de flèche télescopique 11.5 ft

t_180_64103_00_000

** Hookblock with deadweight of 6615 lbs necessary · Moufle à crochet de poids minimal de 6615 lbs nécessaire



ft	115 + 23 ft*		132 + 23 ft*		149 + 23 ft*		ft
	39 ft**		39 ft**		39 ft**		
	82°	75°	82°	82°			
40	122.3						40
42	124.9						42
44	124.8						44
46	123.3		109.9				46
48	120.3		109.2				48
50	117.4		108.5		97.6		50
55			104.5		96.3		55
60							60
65		93.9					65
70		87.1					70

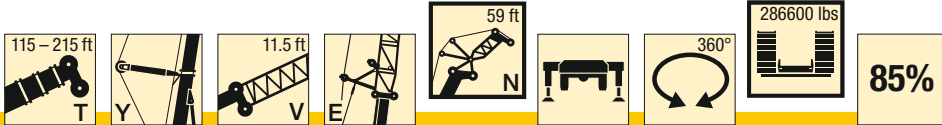
* adapter 11.5 ft + telescopic boom extension 11.5 ft · pièce d'adaptateur 11.5 ft + rallonge de flèche télescopique 11.5 ft

t_180_64105_00_000

** Hookblock with deadweight of 6615 lbs necessary · Moufle à crochet de poids minimal de 6615 lbs nécessaire

Lifting capacities Forces de levage

TYVEN

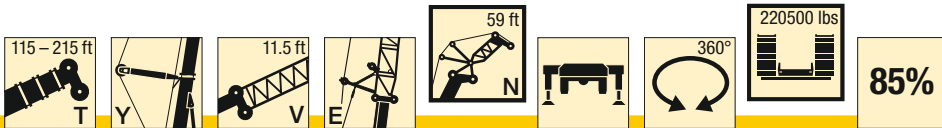


ft	115 + 23 ft*			132 + 23 ft*			149 + 23 ft*			165 + 23 ft*			182 + 23 ft*			198 + 23 ft*			215 + 23 ft*			ft
	59 ft***			59 ft***			59 ft***			59 ft***			59 ft***			59 ft***			59 ft***			
	82°	75°	68°	82°	75°	68°	82°	75°	68°	82°	75°	68°	82°	75°	68°	82°	75°	68°	82°	75°	68°	
46	83.5																					46
48	85.8																					48
50	88.2																					50
55	93.4			89.3						72.2												55
60	97.2			90.1			81.7			71.8												60
65	97.5			88.6			80.9			70.7			62		53.6							65
70	93.3	92.8		84.5			79.8			69.6			61.2		52.9			46.7				70
75		88.5		80.4	77.6		77.6			68			60.3		52.1			46.2				75
80		83			74.9								59.4		51.3			45.3				80
85		77.9			70.1		64.6						58.5		50.5			44.3				85
90		73.4	64.8		66.3		60.9			58.9												90
95			61.9				57.5			56.7				53.2								95
100			58.7				47.7			54.5				52			41.1					100
105							45.1									40.6						105
110							42.6									39.5						110
115								37										34.7				115
120								35.3				40.7						33.6				120
125												39.6										125
130															32.5							130
135																	18.1					135
140																					17.8	140

* adapter 11.5 ft + telescopic boom extension 11.5 ft · pièce d'adaptateur 11.5 ft + rallonge de flèche télescopique 11.5 ft

t_180_64202_00_000

*** Hookblock with deadweight of 3200 lbs necessary · Moufle à crochet de poids minimal de 3200 lbs nécessaire



ft	115 + 23 ft*			132 + 23 ft*			149 + 23 ft*			165 + 23 ft*			182 + 23 ft*			198 + 23 ft*			215 + 23 ft*			ft
	59 ft***			59 ft***			59 ft***			59 ft***			59 ft***			59 ft***			59 ft***			
	82°	75°	68°	82°	75°	68°	82°	75°	68°	82°	75°	68°	82°	75°	68°	82°	75°	68°	82°	75°	68°	
46	83.5																					46
48	85.8																					48
50	88.2																					50
55	93.4			89.3						72.2												55
60	97.2			90.1			81.7			71.8												60
65	97.5			88.6			80.9			70.7			62		53.6							65
70	93.3	84.8		84.5			79.8			69.6			61.2		52.9			46.7				70
75		80.4		80.4	73.9		77.6			68			60.3		52.1			46.2				75
80		75.2			71								59.4		51.3			45.3				80
85		70.5			66.6		62.8						58.5		50.5			44.3				85
90		66.4	57.7		62.8		59.6			55.6												90
95			54.9				56.4			52.7				46								95
100			51.8				47			50				44.5			41.1					100
105							44.4										40.6					105
110							42										39					110
115								37											34.7			115
120								35.3				32.3							33.6			120
125												31.4										125
130															24.1							130
135																	18.1					135
140																					17.3	140

* adapter 11.5 ft + telescopic boom extension 11.5 ft · pièce d'adaptateur 11.5 ft + rallonge de flèche télescopique 11.5 ft

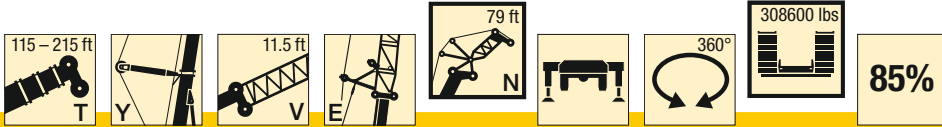
t_180_64205_00_000

*** Hookblock with deadweight of 3200 lbs necessary · Moufle à crochet de poids minimal de 3200 lbs nécessaire

J

Lifting capacities Forces de levage

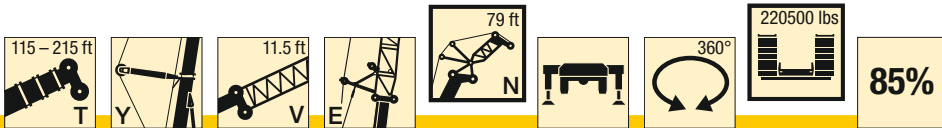
TYVEN



ft	115 + 23 ft*			132 + 23 ft*			149 + 23 ft*			165 + 23 ft*			182 + 23 ft*			198 + 23 ft*			215 + 23 ft*			ft
	79 ft			79 ft			79 ft			79 ft			79 ft			79 ft			79 ft			
	82°	75°	68°	82°	75°	68°	82°	75°	68°	82°	75°	68°	82°	75°	68°	82°	75°	68°	82°	75°	68°	
55	70.3																					55
60	74			71.4																		60
65	78.2			74.6																		65
70	80			74.4				67.5			60.3			52.5		46.1						70
75	79.8	78.9		73				67.2			59.5			52.1		45.6				40.2		75
80	77.8	77.6		70.7				66.4			58.7			51.4		45				39.9		80
85	74.4	74.7		67.6	66.2			65.5			57.8			50.7		44.3				39.3		85
90	71.2	71.9		64.7	63.9			64.2			56.8			49.9		43.6				38.7		90
95		69.2		61.9	61.5			62.1	61		55	52.4		49.2		43				37.9		95
100		66.6	58.4		59.3				58.8			51.1		48.5	46.4		42.3			36.9		100
105		63.9	57		57.1				56.7			49.3			46.3							105
110		60.9	54.3		55	48.9			54.2			47.5			44.8			38.5				110
115			51.7			46.8			51.8			45.9			43.4			37.8		30.5		115
120			49.4			44.3				38.2			44.2		42			36.8		29.9		120
125						42.1				36.5								35.6		28.9		125
130						40.1				34.6			36.5					34.4		28		130
135										32.9			35		31.9					27		135
140													33.5		30.9							140
145															29.7			15.8				145
150															28.5			15.9				150
155																		15.9				155
160																					15.8	160

* adapter 11.5 ft + telescopic boom extension 11.5 ft - pièce d'adaptateur 11.5 ft + rallonge de flèche télescopique 11.5 ft

t_180_64301_00_000



ft	115 + 23 ft*			132 + 23 ft*			149 + 23 ft*			165 + 23 ft*			182 + 23 ft*			198 + 23 ft*			215 + 23 ft*			ft
	79 ft			79 ft			79 ft			79 ft			79 ft			79 ft			79 ft			
	82°	75°	68°	82°	75°	68°	82°	75°	68°	82°	75°	68°	82°	75°	68°	82°	75°	68°	82°	75°	68°	
55	70.3																					55
60	74			71.4																		60
65	78.2			74.6							61											65
70	80			74.4				67.5			60.3			52.5		46.1						70
75	79.8	77.8		73				67.2			59.5			52.1		45.6				40.2		75
80	77.8	74.7		70.7				66.4			58.7			51.4		45				39.9		80
85	74.4	70.1		67.6	66			65.5			57.8			50.7		44.3				39.3		85
90	71.2	66.1		64.7	62.4			64.2			56.8			49.9		43.6				38.7		90
95		62.4		61.9	58.9			62.1	54.5		55	49.4		49.2		43				37.9		95
100		59.1	49.7		55.7				51.7			47.8		48.5	42.3		42.3			36.9		100
105		56	48.3		52.6				49.2			45.4			41.2							105
110		53.1	45.8		49.9	41			46.9			43.3			39.3			36.7				110
115			43.5			39.3			44.7			41.4			37.6			35.3		30.5		115
120			41.3			37.3				33.7		39.6			36			33.8		29.9		120
125						35.5				32.2								32.3		28.9		125
130						33.8				30.9		26.8						31		27.8		130
135										29.6		25.7				21.8				26.7		135
140												24.7				21.2						140
145															20.3			15.8				145
150															19.5			15.9				150
155																		15.9				155
160																					13.6	160

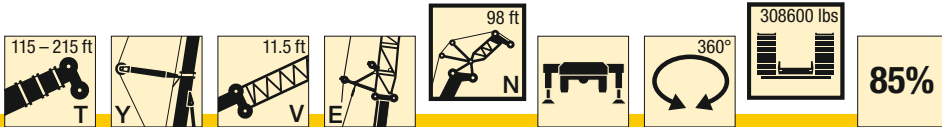
* adapter 11.5 ft + telescopic boom extension 11.5 ft - pièce d'adaptateur 11.5 ft + rallonge de flèche télescopique 11.5 ft

t_180_64305_00_000

J

Lifting capacities Forces de levage

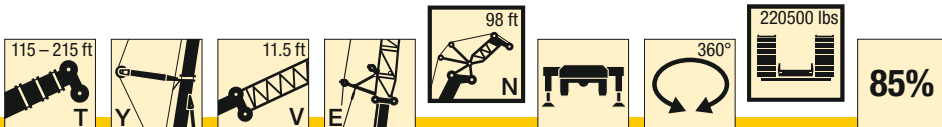
TYVEN



ft	115 + 23 ft*			132 + 23 ft*			149 + 23 ft*			165 + 23 ft*			182 + 23 ft*			198 + 23 ft*			215 + 23 ft*			ft
	98 ft			98 ft			98 ft			98 ft			98 ft			98 ft			98 ft			
	82°	75°	68°	82°	75°	68°	82°	75°	68°	82°	75°	68°	82°	75°	68°	82°	75°	68°	82°	75°	68°	
60	58.9																					60
65	61.1																					65
70	63.7			61.8						51.2												70
75	65.7			62.2			56.3			51.2			44.7			39.3						75
80	66.9			61.9			56.1			50.6			44.5			39.1						80
85	66.6			61.2			55.6			50			44			38.6			34			85
90	65.6	65		60			54.9			49.4			43.4			38			33.6			90
95	63.5	63.6		58	57.2		54.2			48.7			42.9			37.5			33			95
100	60.9	61.4		55.5	54.9		53.4	52.5		48.1			42.3			36.9			32.5			100
105	58.3	59.1		53.3	52.8		52.5	51.8		47.4			41.7			36.4			31.9			105
110	55.8	56.9		51	50.8		50.5	49.9		46.7	45.7		41.1			35.8			31.4			110
115		54.8	50.9	48.8	48.9		48.6	48.1		45.5	44.5		40.5	39.2		35.2	33.8		30.8			115
120		52.8	48.5		47.1	44.7		46.4			42.9		39.9	38.6		34.7	33.6		30.2	28.1		120
125		50.8	46.3		45.4	42.6		44.8			41.4		38			33.1			28			125
130		48.8	44.4		43.7	40.8		43.3	38.7		40		37.2			32.3			26.9			130
135			42.5			39.1		41.8	37.3		38.7		36.1			31.4			26			135
140			40.8			37.4			35.7		37.4	32.5		34.9			30.5		25			140
145						35.9			34.2			31.1				29.4			24.1			145
150						34.6			32.9			29.9			27.1	28.3			23.3			150
155									31.6			28.7			26.1		14.2		22.5			155
160												27.6			25.1		14.2					160
165															24.1		14.1				10.6	165
170															23.2		13.8				10.8	170
175																13.4					10.9	175
180																					10.8	180

* adapter 11.5 ft + telescopic boom extension 11.5 ft - pièce d'adaptateur 11.5 ft + rallonge de flèche télescopique 11.5 ft

t_180_64401_00_000



ft	115 + 23 ft*			132 + 23 ft*			149 + 23 ft*			165 + 23 ft*			182 + 23 ft*			198 + 23 ft*			215 + 23 ft*			ft
	98 ft			98 ft			98 ft			98 ft			98 ft			98 ft			98 ft			
	82°	75°	68°	82°	75°	68°	82°	75°	68°	82°	75°	68°	82°	75°	68°	82°	75°	68°	82°	75°	68°	
60	58.9																					60
65	61.1																					65
70	63.7			61.8						51.2												70
75	65.7			62.2			56.3			51.2			44.7			39.3						75
80	66.9			61.9			56.1			50.6			44.5			39.1						80
85	66.6			61.2			55.6			50			44			38.6			34			85
90	65.6	64.3		60			54.9			49.4			43.4			38			33.6			90
95	63.5	61.8		58	57		54.2			48.7			42.9			37.5			33			95
100	60.9	58.4		55.5	54.4		53.4	51		48.1			42.3			36.9			32.5			100
105	58.3	55.4		53.3	51.7		52.5	48.4		47.4			41.7			36.4			31.9			105
110	55.8	52.5		51	49.2		50.5	46.2		46.7	41.2		41.1			35.8			31.4			110
115		49.9	42.7	48.8	46.7		48.6	44.1		45.5	39.4		40.5	35.7		35.2	32.9		30.8			115
120		47.4	40.5		44.4	36		42.1			37.6		39.9	34.1		34.7	31.9		30.2	28.1		120
125		45.1	38.6		42.3	34.4		40.3			36			32.6			30.5		27.8			125
130		43	36.8		40.3	33		38.7	29.8		34.5			31.2			29.2		26.6			130
135			35.1			31.5		37	28.8		33.1			30			28		25.5			135
140			33.5			30			27.6		31.8	23.1		28.8			26.9		24.5			140
145						28.7			26.5			22.1				25.8			23.5			145
150						27.4			25.4			21.2			17.8	24.8			22.6			150
155									24.5			20.4			17.1		14.2		21.7			155
160												19.6			16.4		14.1					160
165															15.8		14				10.6	165
170															15.1		13.4				10.8	170
175																12.8					10.5	175
180																					10	180

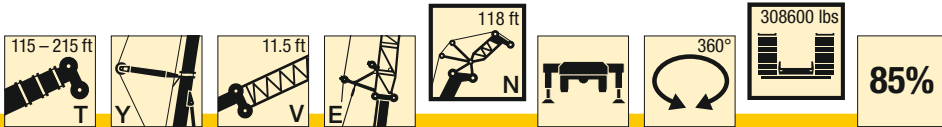
* adapter 11.5 ft + telescopic boom extension 11.5 ft - pièce d'adaptateur 11.5 ft + rallonge de flèche télescopique 11.5 ft

t_180_64405_00_000

J

Lifting capacities Forces de levage

TYVEN



ft	115 + 23 ft*			132 + 23 ft*			149 + 23 ft*			165 + 23 ft*			182 + 23 ft*			198 + 23 ft*			215 + 23 ft*			ft
	118 ft			118 ft			118 ft			118 ft			118 ft			118 ft			118 ft			
	82°	75°	68°	82°	75°	68°	82°	75°	68°	82°	75°	68°	82°	75°	68°	82°	75°	68°	82°	75°	68°	
70	50.2																					70
75	51.8			50.1			40															75
80	53.4			50.8			43.5			41.2												80
85	54.5			51.1			46.1			42.2						32.5						85
90	54.2			50.9			46.5			42.2				37.1		32.4				28.3		90
95	53.6	52.2		50.5			46.3			41.8				36.8		32.1				28.1		95
100	52.6	52.1		50	48.6		45.8			41.4				36.4		31.7				27.8		100
105	51.1	52.1		49.2	47.8		45.4			40.9				36		31.3				27.5		105
110	49.4	51		47.3	46.1		44.8	43.9		40.4				35.5		30.8				27		110
115	47.8	49.5		45.6	44.5		44.3	43.6		39.9	38.6			35.1		30.4				26.6		115
120	46.1	47.9	45.8	43.9	42.9		43.8	43.2		39.4	38.4			34.6	33.1	29.9	28.4			26.2		120
125	44.6	46.2	45.1	42.2	41.5		43.3	42.6		38.9	38.1			34.2	33	29.5	28.4			25.7		125
130	43.1	44.7	43.8	40.6	40.1	38	42	41.2		38.4	37.6			33.7	32.7	29	28.1			25.3		130
135		43.3	42.2		38.7	37.1	40.6	39.8		37.7	36.6			33.3	32.4	28.6	27.8			24.9	23.6	135
140		41.8	40.5		37.4	36.1		38.6	34.7		35.5			32.9	31.9	28.2	27.4			24.5	22.9	140
145		40.4	38.8		36.2	35		37.4	33.3		34.3			31.4		27.1				22.1		145
150		38.9	37.3		35	34		36.2	32		33.3	28.7			30.8		26.5			21.4		150
155			35.9			32.9		35.1	30.7		32.3	27.6			29.9		25.4			20.7		155
160			34.5			31.7			29.6		31.3	26.5			29	24	24.1			20.1		160
165						30.5			28.4			25.5			23.1	23.1	22.6	8.2		19.4		165
170						29.3			27.4			24.5			22.2	21	8.4			18.8		170
175									26.4			23.6			21.3		8.5			18.2		175
180												22.8			20.5		8.5				9.4	180
185															19.8		8.4				9.4	185
190															19.1		8.2				9.3	190
195																	7.8				9.1	195
200																					8.9	200

* adapter 11.5 ft + telescopic boom extension 11.5 ft · pièce d'adaptateur 11.5 ft + rallonge de flèche télescopique 11.5 ft

t_180_64501_00_000



ft	115 + 23 ft*			132 + 23 ft*			149 + 23 ft*			165 + 23 ft*			182 + 23 ft*			198 + 23 ft*			215 + 23 ft*			ft
	118 ft			118 ft			118 ft			118 ft			118 ft			118 ft			118 ft			
	82°	75°	68°	82°	75°	68°	82°	75°	68°	82°	75°	68°	82°	75°	68°	82°	75°	68°	82°	75°	68°	
70	50.2																					70
75	51.8			50.1			40															75
80	53.4			50.8			43.5			41.2												80
85	54.5			51.1			46.1			42.2						32.5						85
90	54.2			50.9			46.5			42.2				37.1		32.4				28.3		90
95	53.6	52.2		50.5			46.3			41.8				36.8		32.1				28.1		95
100	52.6	52.1		50	48.6		45.8			41.4				36.4		31.7				27.8		100
105	51.1	52.1		49.2	47.8		45.4			40.9				36		31.3				27.5		105
110	49.4	51		47.3	46.1		44.8	43.8		40.4				35.5		30.8				27		110
115	47.8	49.3		45.6	44.5		44.3	42.3		39.9	37.1			35.1		30.4				26.6		115
120	46.1	47.2	39.3	43.9	42.9		43.8	40.4		39.4	36			34.6	31.7	29.9	28.4			26.2		120
125	44.6	45	38.2	42.2	41.5		43.3	38.7		38.9	34.4			34.2	31	29.5	28.4			25.7		125
130	43.1	42.9	36.5	40.6	40.1	31.9	42	37.1		38.4	32.9			33.7	29.7	29	28			25.3		130
135		41	34.8		38.4	30.8	40.6	35.6		37.7	31.6			33.3	28.4	28.6	27.1			24.9	23.6	135
140		39.2	33.2		36.7	29.5		34.2	26.1		30.3			32.9	27.3	28.2	26			24.5	22.9	140
145		37.5	31.8		35.1	28.3		32.9	25		29.1			26.2		24.9				22.1		145
150		35.9	30.4		33.6	27.2		31.6	24		28	19.7		25.2		23.9				21.4		150
155			29.2			26		30.4	23.1		27	18.9		24.2		23				20.7		155
160			27.9			24.9			22.2		26	18.2		23.3	15	22.2				20.1		160
165						23.9			21.4			17.4			14.4	22.2	21.3	8.2		19.4		165
170						22.9			20.6			16.8			13.8	20.6	8.4			18.7		170
175									19.8			16.1			13.2		8.5			18	9.2	175
180												15.5			12.7		8.5				9.2	180
185															12.2		8.4				8.8	185
190															11.7		8.2				8.4	190
195																	7.8				8	195
200																					7.7	200

* adapter 11.5 ft + telescopic boom extension 11.5 ft · pièce d'adaptateur 11.5 ft + rallonge de flèche télescopique 11.5 ft

t_180_64505_00_000

J

Lifting capacities Forces de levage

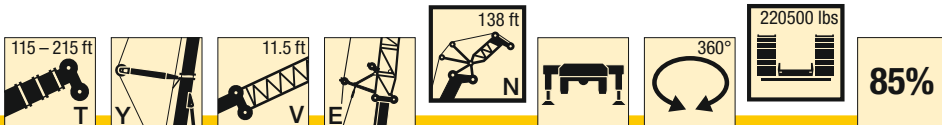
TYVEN



ft	115 + 23 ft*			132 + 23 ft*			149 + 23 ft*			165 + 23 ft*			182 + 23 ft*			198 + 23 ft*			215 + 23 ft*			ft
	138 ft			138 ft			138 ft			138 ft			138 ft			138 ft			138 ft			
	82°	75°	68°	82°	75°	68°	82°	75°	68°	82°	75°	68°	82°	75°	68°	82°	75°	68°	82°	75°	68°	
75	44.5			40.2																		75
80	45			41																		80
85	45.3			41.5																		85
90	44.9			41.8																		90
95	44.2			41.8																		95
100	43.3	42.5		41.7																		100
105	42.2	42.4		41.3																		105
110	41.1	42.4		40.7	40.5																	110
115	39.7	41.5		40	40																	115
120	38.2	40.2		38.9	39.1																	120
125	36.8	38.8		37.5	37.7																	125
130	35.5	37.5		36.2	36.5																	130
135	34.2	36.3	34.7	34.9	35.2																	135
140	33	35	33.7	33.7	34	31.6																140
145	31.9	33.9	32.7	32.5	32.9	30.8																145
150	30.9	32.8	31.8	31.5	31.8	30																150
155		31.6	30.8		30.8	29.1																155
160		30.5	29.9		29.8	28.2																160
165		29.4	29		28.7	27.4																165
170		28	28.2		27.7	26.6																170
175			27.3			25.8																175
180			26.4			25.1																180
185						24.3																185
190						23.5																190
195																						195
200																						200
205																						205
210																						210
215																						215
220																						220

* adapter 11.5 ft + telescopic boom extension 11.5 ft - pièce d'adaptateur 11.5 ft + rallonge de flèche télescopique 11.5 ft

t_180_64601_00_000



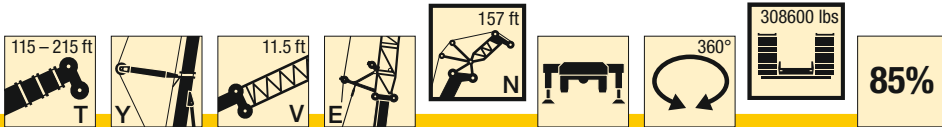
ft	115 + 23 ft*			132 + 23 ft*			149 + 23 ft*			165 + 23 ft*			182 + 23 ft*			198 + 23 ft*			215 + 23 ft*			ft
	138 ft			138 ft			138 ft			138 ft			138 ft			138 ft			138 ft			
	82°	75°	68°	82°	75°	68°	82°	75°	68°	82°	75°	68°	82°	75°	68°	82°	75°	68°	82°	75°	68°	
75	44.5			40.2																		75
80	45			41																		80
85	45.3			41.5																		85
90	44.9			41.8																		90
95	44.2			41.8																		95
100	43.3	42.5		41.7																		100
105	42.2	42.4		41.3																		105
110	41.1	42.4		40.7	40.5																	110
115	39.7	41.5		40	40																	115
120	38.2	40.2		38.9	39.1																	120
125	36.8	38.8		37.5	37.7																	125
130	35.5	37.5		36.2	36.5																	130
135	34.2	36.3	34.3	34.9	35.2																	135
140	33	35	32.9	33.7	34	28.4																140
145	31.9	33.9	31.4	32.5	32.9	27.3																145
150	30.9	32.8	30.1	31.5	31.8	26.2																150
155		31.6	28.9		30.8	25.2																155
160		30.5	27.7		29.8	24.2																160
165		29.4	26.5		28.7	23.3																165
170		28	25.4		27.7	22.4																170
175			24.4			21.5																175
180			23.4			20.6																180
185						19.8																185
190						19																190
195																						195
200																						200
205																						205
210																						210
215																						215
220																						220

* adapter 11.5 ft + telescopic boom extension 11.5 ft - pièce d'adaptateur 11.5 ft + rallonge de flèche télescopique 11.5 ft

t_180_64605_00_000

Lifting capacities Forces de levage

TYVEN



ft	115 + 23 ft*			132 + 23 ft*			149 + 23 ft*			165 + 23 ft*			182 + 23 ft*			198 + 23 ft*			215 + 23 ft*			ft
	157 ft			157 ft			157 ft			157 ft			157 ft			157 ft			157 ft			
	82°	75°	68°	82°	75°	68°	82°	75°	68°	82°	75°	68°	82°	75°	68°	82°	75°	68°	82°	75°	68°	
80	35.7			31.7																		80
85	36.3			32.7																		85
90	36.6			33.4			30.8															90
95	36.6			33.9			31.3			27.3			24.3									95
100	36.4			34.3			31.5			28.2			24.7			22.1						100
105	36.1			34.5			31.6			28.6			25.1			22.2			19.6			105
110	35.8	34.5		34.5			31.6			28.8			25.1			22.2			19.6			110
115	35.5	34.4		34.4	33.2		31.5			28.8			25.1			22.1			19.5			115
120	35.2	34.3		34.3	33.1		31.3	30.7		28.7			25			22.1			19.4			120
125	34.9	34.2		34.2	33		31.2	30.6		28.4			24.8			21.9			19.3			125
130	34.7	34.1		34	33		31	30.4		28.2	27.1		24.6			21.7			19.1			130
135	34.5	34		33.8	32.9		30.8	30.2		27.9	27		24.3	23.2		21.5			18.8			135
140	34	33.4	31	33.4	32.3		30.5	30		27.6	26.8		24.1	23.1		21.2	19.9		18.6			140
145	33.1	32.3	30.5	32.9	31.3		30.2	29.8		27.3	26.6		23.8	22.9		20.9	19.8		18.3			145
150	31.9	31.3	29.7	31.8	30.3		29.9	29.6		27	26.4		23.5	22.7		20.6	19.6		18	16.7		150
155	30.8	30.3	28.9	30.6	29.3	27	29.7	29		26.7	26.2		23.2	22.5		20.4	19.4		17.7	16.6		155
160	29.7	29.3	28.1	29.6	28.4	26.3	29.3	28.2	25.9	26.5	26		23	22.3		20.1	19.2		17.4	16.4		160
165	28.5	28.4	27.3	28.5	27.5	25.6	28.6	27.3	25.2	26.2	25.7		22.7	22.1		19.8	19.1		17.1	16.2		165
170	27.2	27.5	26.5	27.4	26.6	24.8	27.6	26.4	24.5	26	25.4	23.1	22.5	21.9		19.5	18.9		16.9	16		170
175		26.6	25.8		25.8	24.2	26.6	25.6	23.8	25.8	24.7	22.3	22.3	21.7		19.3	18.6		16.6	15.5		175
180		25.7	25		24.9	23.5		24.8	23.1		24	21.5		21.5	19.6	19.1	18.4		16.3	15.1		180
185		24.7	24.3		24.1	22.8		24.1	22.5		23.3	20.7		21.2	19.2		18.2			14.6		185
190		23.4	23.6		23.3	22.2		23.3	21.8		22.7	19.9		20.9	18.6		18			14.2		190
195			22.9			21.6		22.5	21.2		22	19.2		20.3	17.9		17.6	6		13.8		195
200			22.2			20.9			20.6		21.4	18.5		19.8	17.3		16.9	6		13.3	6.3	200
205						20.3			20.1			17.9			16.6		15.9	6		12.9	6.4	205
210									19.5			17.2			16.1			6		12.5	6.4	210
215									18.9			16.6			15.5			5.9		12.2	6.4	215
220												16.1			14.9			5.8			6.3	220
225															14.4			5.6			6.2	225
230																		5.2			6.1	230
235																		4.9			6	235
240																					5.7	240

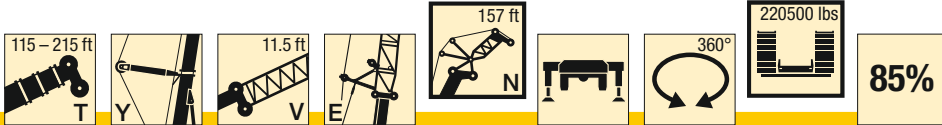
* adapter 11.5 ft + telescopic boom extension 11.5 ft - pièce d'adaptateur 11.5 ft + rallonge de flèche télescopique 11.5 ft

t_180_64701_00_000

J

Lifting capacities Forces de levage

TYVEN



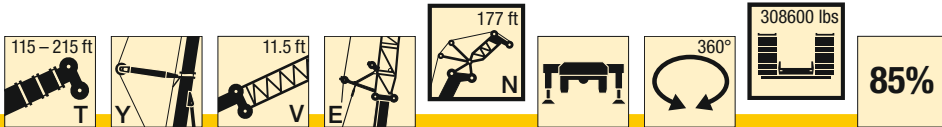
ft	115 + 23 ft*			132 + 23 ft*			149 + 23 ft*			165 + 23 ft*			182 + 23 ft*			198 + 23 ft*			215 + 23 ft*			ft
	157 ft			157 ft			157 ft			157 ft			157 ft			157 ft			157 ft			
	82°	75°	68°	82°	75°	68°	82°	75°	68°	82°	75°	68°	82°	75°	68°	82°	75°	68°	82°	75°	68°	
80	35.7			31.7																		80
85	36.3			32.7																		85
90	36.6			33.4			30.8															90
95	36.6			33.9			31.3			27.3			24.3									95
100	36.4			34.3			31.5			28.2			24.7			22.1						100
105	36.1			34.5			31.6			28.6			25.1			22.2			19.6			105
110	35.8	34.5		34.5			31.6			28.8			25.1			22.2			19.6			110
115	35.5	34.4		34.4	33.2		31.5			28.8			25.1			22.1			19.5			115
120	35.2	34.3		34.3	33.1		31.3	30.7		28.7			25			22.1			19.4			120
125	34.9	34.2		34.2	33		31.2	30.6		28.4			24.8			21.9			19.3			125
130	34.7	34.1		34	33		31	30.4		28.2	27.1		24.6			21.7			19.1			130
135	34.5	34		33.8	32.9		30.8	30.2		27.9	27		24.3	23.2		21.5			18.8			135
140	34	33.4	31	33.4	32.3		30.5	30		27.6	26.8		24.1	23.1		21.2	19.9		18.6			140
145	33.1	32.3	30.5	32.9	31.3		30.2	29.8		27.3	26.5		23.8	22.9		20.9	19.8		18.3			145
150	31.9	31.3	29.3	31.8	30.3		29.9	29.6		27	26		23.5	22.7		20.6	19.6		18	16.7		150
155	30.8	30.3	28	30.6	29.3	23.8	29.7	28.8		26.7	25.1		23.2	22.5		20.4	19.4		17.7	16.6		155
160	29.7	29.3	26.9	29.6	28.4	22.9	29.3	27.8	20.5	26.5	24.2		23	22.2		20.1	19.2		17.4	16.4		160
165	28.5	28.4	25.7	28.5	27.5	22	28.6	26.8	19.7	26.2	23.3		22.7	21.7		19.8	19		17.1	16.2		165
170	27.2	27.5	24.7	27.4	26.6	21.2	27.6	25.8	18.9	26	22.4	14.8	22.5	20.9		19.5	18.7		16.9	16		170
175		26.6	23.7		25.8	20.4	26.6	25	18.2	25.8	21.6	14.2	22.3	20.2		19.3	18		16.6	15.5		175
180		25.7	22.8		24.9	19.7		24.1	17.5		20.9	13.7		19.4	11.7	19.1	17.3		16.3	15		180
185		24.7	21.9		24.1	19		23.3	16.8		20.2	13.1		18.8	11.2		16.7			14.4		185
190		23.4	21		23.3	18.3		22.5	16.2		19.5	12.6		18.1	10.8		16.1			13.9		190
195			20.2			17.6		21.6	15.7		18.8	12.1		17.5	10.3		15.5	6		13.4	5.6	195
200			19.5			16.9			15.1		18.2	11.6		16.9	9.9		15	6		12.9	5.3	200
205						16.2			14.6			11.2			9.5		14.5	6		12.4	5	205
210									14.1			10.7			9.1			6		11.9	4.7	210
215									13.6			10.3			8.7			5.9		11.5	4.4	215
220												9.9			8.3			5.8			4.1	220
225															8			5.6			3.9	225
230																		5.2			3.6	230
235																		4.9			3.4	235
240																					3.1	240

* adapter 11.5 ft + telescopic boom extension 11.5 ft - pièce d'adaptateur 11.5 ft + rallonge de flèche télescopique 11.5 ft

t_180_64705_00_000

Lifting capacities Forces de levage

TYVEN



ft	115 + 23 ft*			132 + 23 ft*			149 + 23 ft*			165 + 23 ft*			182 + 23 ft*			198 + 23 ft*			215 + 23 ft*			ft
	177 ft			177 ft			177 ft			177 ft			177 ft			177 ft			177 ft			
	82°	75°	68°	82°	75°	68°	82°	75°	68°	82°	75°	68°	82°	75°	68°	82°	75°	68°	82°	75°	68°	
90	28.5			27.2																		90
95	28.9			27.5			23.9															95
100	29.3			27.7			24.6			22.2			16.5									100
105	29.5			27.8			25			22.7			19			17						105
110	29.4			27.8			25.3			22.9			19.4			17.3						110
115	29.3	27.9		27.8			25.5			23.1			19.8			17.6			15.4			115
120	29.1	27.9		27.8			25.5			23.1			20			17.7			15.5			120
125	28.8	27.8		27.7	27		25.4			23.1			20.1			17.7			15.5			125
130	28.6	27.7		27.6	26.9		25.4	25.1		23			20.1			17.6			15.4			130
135	28.4	27.6		27.5	26.8		25.3	25		22.9	22.2		20.1			17.5			15.3			135
140	28.2	27.6		27.4	26.8		25.2	24.8		22.8	22.1		19.9			17.4			15.2			140
145	28	27.6		27.3	26.7		25.1	24.7		22.7	21.9		19.8			17.3			15.1			145
150	27.9	27.5		27.1	26		24.9	24.5		22.5	21.8		19.7	18.8		17.1	16.1		14.9			150
155	27.7	27.3	25.4	26.7	25.2		24.7	24.3		22.3	21.6		19.5	18.6		17	15.9		14.7			155
160	27.6	27.1	25.4	26.1	24.5	21.7	24.6	24.2		22.1	21.5		19.3	18.5		16.8	15.8		14.5	13.2		160
165	27.4	26.8	25.1	25.2	23.7	21.4	24.4	24		21.9	21.3		19.1	18.3		16.5	15.6		14.2	13.1		165
170	26.6	25.9	24.4	24.3	22.9	20.8	24.2	23.9	22.2	21.7	21.1		18.9	18.2		16.3	15.5		14	13		170
175	25.7	25.1	23.8	23.5	22.2	20.2	24	23.6	21.7	21.4	21		18.7	18		16.1	15.3		13.8	12.8		175
180	24.8	24.4	23.2	22.7	21.5	19.7	23.8	23.1	21.1	21.2	20.8	19.2	18.4	17.8		15.9	15.2		13.5	12.7		180
185	23.9	23.6	22.6	21.9	20.9	19.2	23.6	22.4	20.5	21	20.6	18.7	18.2	17.7		15.7	15		13.3	12.5		185
190	22.9	22.9	21.9	21.1	20.2	18.6	23	21.8	20	20.9	20.5	18.2	18	17.5	16.1	15.4	14.8		13.1	12.3		190
195		22.1	21.3		19.5	18.1	22.2	21.1	19.4	20.8	19.9	17.7	17.9	17.3	15.8	15.3	14.7		12.9	12.1		195
200		21.4	20.7		18.9	17.6		20.5	18.9		19.3	17.2		17.2	15.5	15.1	14.5	4	12.6	11.8		200
205		20.6	20.1		18.3	17.1		19.9	18.4		18.7	16.8		17	15.3		14.3	4.2		11.5		205
210			19.6			16.5		19.3	17.9		18.1	16.3		16.9	14.9		14.2	4.3		11.2	4.5	210
215			19			16		18.7	17.4		17.6	15.8		16.7	14.4		14	4.4		10.8	4.7	215
220			18.4			15.6			16.9		17	15.4		16.2	13.9		13.8	4.4		10.5	4.8	220
225						15.1			16.5			14.9			13.4		13.1	4.4		10.2	4.9	225
230									16			14.5			12.9			4.4		9.8	4.9	230
235									15.5			14.1			12.4			4.4		9.5	4.8	235
240												13.6			11.9			4.2			4.8	240
245															11.5			4			4.7	245
250																		3.7			4.6	250
255																		3.4			4.4	255
260																					4.1	260

* adapter 11.5 ft + telescopic boom extension 11.5 ft - pièce d'adaptateur 11.5 ft + rallonge de flèche télescopique 11.5 ft

t_180_64801_00_000

Lifting capacities Forces de levage

TYVEN



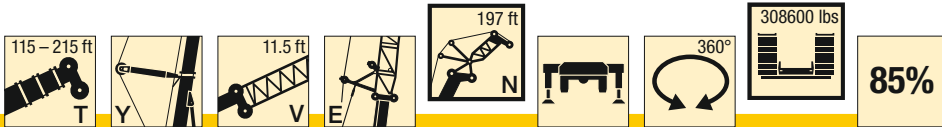
ft	115 + 23 ft*			132 + 23 ft*			149 + 23 ft*			165 + 23 ft*			182 + 23 ft*			198 + 23 ft*			215 + 23 ft*			ft
	177 ft			177 ft			177 ft			177 ft			177 ft			177 ft			177 ft			
	82°	75°	68°	82°	75°	68°	82°	75°	68°	82°	75°	68°	82°	75°	68°	82°	75°	68°	82°	75°	68°	
90	28.5			27.2																		90
95	28.9			27.5			23.9															95
100	29.3			27.7			24.6			22.2			16.5									100
105	29.5			27.8			25			22.7			19			17						105
110	29.4			27.8			25.3			22.9			19.4			17.3						110
115	29.3	27.9		27.8			25.5			23.1			19.8			17.6			15.4			115
120	29.1	27.9		27.8			25.5			23.1			20			17.7			15.5			120
125	28.8	27.8		27.7	27		25.4			23.1			20.1			17.7			15.5			125
130	28.6	27.7		27.6	26.9		25.4	25.1		23			20.1			17.6			15.4			130
135	28.4	27.6		27.5	26.8		25.3	25		22.9	22.2		20.1			17.5			15.3			135
140	28.2	27.6		27.4	26.8		25.2	24.8		22.8	22.1		19.9			17.4			15.2			140
145	28	27.6		27.3	26.7		25.1	24.7		22.7	21.9		19.8			17.3			15.1			145
150	27.9	27.5		27.1	26		24.9	24.5		22.5	21.8		19.7	18.8		17.1	16.1		14.9			150
155	27.7	27.3	25.4	26.7	25.2		24.7	24.3		22.3	21.6		19.5	18.6		17	15.9		14.7			155
160	27.6	27.1	25.2	26.1	24.5	21.7	24.6	24.2		22.1	21.5		19.3	18.5		16.8	15.8		14.5	13.2		160
165	27.4	26.8	24.7	25.2	23.7	21.3	24.4	24		21.9	21.3		19.1	18.3		16.5	15.6		14.2	13.1		165
170	26.6	25.9	23.7	24.3	22.9	20.5	24.2	23.9	17.9	21.7	21.1		18.9	18.2		16.3	15.5		14	13		170
175	25.7	25.1	22.8	23.5	22.2	19.8	24	23.6	17.3	21.4	20.9		18.7	18		16.1	15.3		13.8	12.8		175
180	24.8	24.4	21.8	22.7	21.5	19	23.8	23.1	16.6	21.2	20.4	13.1	18.4	17.8		15.9	15.2		13.5	12.7		180
185	23.9	23.6	21	21.9	20.9	18.3	23.6	22.4	15.9	21	19.6	12.6	18.2	17.4		15.7	15		13.3	12.5		185
190	22.9	22.9	20.1	21.1	20.2	17.7	23	21.7	15.3	20.9	18.9	12	18	16.8	9.3	15.4	14.7		13.1	12.3		190
195		22.1	19.3		19.5	17	22.2	21	14.8	20.8	18.3	11.5	17.9	16.2	8.9	15.3	14.2		12.9	12		195
200		21.4	18.6		18.9	16.4		20.3	14.2		17.7	11.1		15.6	8.5	15.1	13.7	4	12.6	11.5		200
205		20.6	17.9		18.3	15.9		19.6	13.7		17.1	10.6		15.1	8.1		13.2	4.2		11.1	3.4	205
210			17.2			15.3		18.9	13.2		16.5	10.2		14.5	7.7		12.7	4.3		10.6	3.3	210
215			16.5			14.7		18.2	12.7		16	9.8		14	7.4		12.2	4.4		10.2	3	215
220			15.9			14.1			12.3		15.5	9.4		13.5	7		11.8	4.4		9.8	2.7	220
225						13.5						11.8			9		11.4	4.4		9.4		225
230												11.4			8.6			4.4		9		230
235												11			8.3			4.3		8.7		235
240															7.9			4				240
245																		3.8				245
250																		3.5				250
255																		3.3				255

* adapter 11.5 ft + telescopic boom extension 11.5 ft · pièce d'adaptateur 11.5 ft + rallonge de flèche télescopique 11.5 ft

t_180_64805_00_000

Lifting capacities Forces de levage

TYVEN



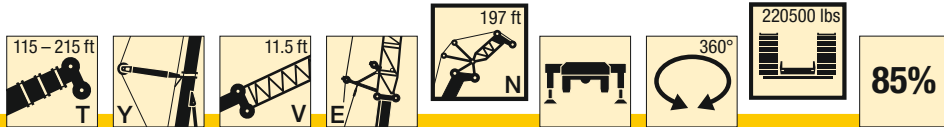
ft	115 + 23 ft*			132 + 23 ft*			149 + 23 ft*			165 + 23 ft*			182 + 23 ft*			198 + 23 ft*			215 + 23 ft*			ft	
	197 ft			197 ft			197 ft			197 ft			197 ft			197 ft			197 ft				
	82°	75°	68°	82°	75°	68°	82°	75°	68°	82°	75°	68°	82°	75°	68°	82°	75°	68°	82°	75°	68°		
95	22			20.8																		95	
100	22.3			21.1			19				16.3											100	
105	22.5			21.4			19.3				17.1			13.9								105	
110	22.8			21.6			19.6				17.4			14.4								110	
115	23			21.7			19.8				17.6			14.7		11.3						115	
120	23.2			21.8			19.9				17.8			15		12.6						120	
125	23.3			21.9			19.9				18			15.2		12.9						125	
130	23.1			21.9			19.9				18			15.3		13.1			10.6			130	
135	23	22.2		21.9	21.6		19.9				17.9			15.3		13.3			11.4			135	
140	22.8	22.1		21.9	21.6		19.8	20			17.9			15.3		13.3			11.4			140	
145	22.6	22.1		21.8	21.5		19.8	19.9			17.8			15.2		13.3			11.4			145	
150	22.4	22		21.8	21.4		19.7	19.8			17.8	17.5		15.1	14.8	13.3			11.4			150	
155	22.3	21.9		21.7	21.4		19.6	19.6			17.7	17.4		15.1	14.7	13.2			11.3			155	
160	22.1	21.9		21.7	21.3		19.6	19.5			17.6	17.2		15	14.6	13.1	12.3		11.2			160	
165	22	21.7	20.3	21.6	21.2		19.5	19.4			17.5	17.1		14.9	14.5	13.1	12.2		11.1			165	
170	21.9	21.6	20.3	21.6	21.2		19.4	19.2			17.4	17		14.8	14.3	13	12.1		11	9.9		170	
175	21.8	21.5	20.3	21.5	20.7	18.5	19.3	19.1			17.3	16.8		14.7	14.2	12.8	12		10.8	9.8		175	
180	21.7	21.4	20.3	21.3	20.2	18	19.2	19	17.9		17.1	16.7		14.6	14.1	12.7	11.9		10.7	9.7		180	
185	21.6	21.4	20.3	21	19.6	17.5	19	18.8	17.7		17	16.6		14.4	13.9	12.5	11.7		10.5	9.5		185	
190	21.6	21.3	20.1	20.3	19	17.1	18.9	18.7	17.2		16.9	16.4	15.4	14.3	13.8	12.3	11.6		10.3	9.4		190	
195	21.3	20.8	19.6	19.6	18.4	16.6	18.6	18.6	16.7		16.7	16.3	15.2	14.2	13.7	12.2	11.5		10.1	9.3		195	
200	20.7	20.2	19.1	18.9	17.8	16.1	18.3	18.1	16.3		16.6	16.2	14.9	14	13.5	4.2	12	11.3		9.9	9.1	200	
205	20	19.6	18.6	18.3	17.2	15.6	17.9	17.6	15.8		16.4	16.1	14.4	13.9	13.4	4.5	11.9	11.2		9.8	9	205	
210		19	18.1		16.7	15.2	17.5	17.1	15.4		16.2	15.9	14	13.8	13.3	4.8	11.7	11.1		9.6	8.8	210	
215		18.4	17.6		16.2	14.8	17	16.5	14.9		15.8	15.6	13.6	13.6	13.1	4.9	11.6	10.9		9.4	8.7	215	
220		17.8	17.1		15.6	14.3		16	14.5			15.2	13.2		13	5	11.4	10.8		9.3	8.6	220	
225		17.1	16.7		15.1	13.9		15.6	14.1			14.7	12.8		12.9	5		10.7			8.4	225	
230			16.2			13.5		15	13.7			14.2	12.5		12.8	5.1		10.6	2.7		8.3	3	230
235			15.7			13.1		14.5	13.3			13.7	12.1		12.7	5.1		10.4	2.7		8.1	3.1	235
240			15.2			12.6			12.9			13.2	11.7		11.8	5		10.3	2.7		8	3.1	240
245						12.2			12.5				11.3			4.8		10	2.8		7.8	3.2	245
250									12.1				11			4.5		2.7			7.6	3.2	250
255									11.8				10.6			4.2		2.7			7.4	3.2	255
260													10.3			3.8						3.1	260
265																3.3						3	265
270																						2.9	270
275																						2.7	275

* adapter 11.5 ft + telescopic boom extension 11.5 ft · pièce d'adaptateur 11.5 ft + rallonge de flèche télescopique 11.5 ft

t_180_64901_00_000

Lifting capacities Forces de levage

TYVEN



ft	115 + 23 ft*			132 + 23 ft*			149 + 23 ft*			165 + 23 ft*			182 + 23 ft*			198 + 23 ft*			215 + 23 ft*		ft
	197 ft			197 ft			197 ft			197 ft			197 ft			197 ft			197 ft		
	82°	75°	68°	82°	75°	68°	82°	75°	68°	82°	75°	68°	82°	75°	68°	82°	75°	68°	82°	75°	
95	22			20.8																	95
100	22.3			21.1			19			16.3											100
105	22.5			21.4			19.3			17.1			13.9								105
110	22.8			21.6			19.6			17.4			14.4								110
115	23			21.7			19.8			17.6			14.7			11.3					115
120	23.2			21.8			19.9			17.8			15			12.6					120
125	23.3			21.9			19.9			18			15.2			12.9					125
130	23.1			21.9			19.9			18			15.3			13.1			10.6		130
135	23	22.2		21.9	21.6		19.9			17.9			15.3			13.3			11.4		135
140	22.8	22.1		21.9	21.6		19.8	20		17.9			15.3			13.3			11.4		140
145	22.6	22.1		21.8	21.5		19.8	19.9		17.8			15.2			13.3			11.4		145
150	22.4	22		21.8	21.4		19.7	19.8		17.8	17.5		15.1	14.8		13.3			11.4		150
155	22.3	21.9		21.7	21.4		19.6	19.6		17.7	17.4		15.1	14.7		13.2			11.3		155
160	22.1	21.9		21.7	21.3		19.6	19.5		17.6	17.2		15	14.6		13.1	12.3		11.2		160
165	22	21.7	20.3	21.6	21.2		19.5	19.4		17.5	17.1		14.9	14.5		13.1	12.2		11.1		165
170	21.9	21.6	20.3	21.6	21.2		19.4	19.2		17.4	17		14.8	14.3		13	12.1		11	9.9	170
175	21.8	21.5	20.3	21.5	20.7	18.4	19.3	19.1		17.3	16.8		14.7	14.2		12.8	12		10.8	9.8	175
180	21.7	21.4	20.3	21.3	20.2	17.8	19.2	19	15.6	17.1	16.7		14.6	14.1		12.7	11.9		10.7	9.7	180
185	21.6	21.4	20.2	21	19.6	17.1	19	18.8	15	17	16.6		14.4	13.9		12.5	11.7		10.5	9.5	185
190	21.6	21.3	19.7	20.3	19	16.4	18.9	18.7	14.4	16.9	16.4	11.1	14.3	13.8		12.3	11.6		10.3	9.4	190
195	21.3	20.8	18.9	19.6	18.4	15.8	18.6	18.6	13.8	16.7	16.3	10.6	14.2	13.7		12.2	11.5		10.1	9.3	195
200	20.7	20.2	18.2	18.9	17.8	15.2	18.3	18.1	13.3	16.6	16.2	10.1	14	13.5	4.2	12	11.3		9.9	9.1	200
205	20	19.6	17.5	18.3	17.2	14.7	17.9	17.6	12.8	16.4	16	9.7	13.9	13.4	4.5	11.9	11.2		9.8	9	205
210		19	16.8		16.7	14.1	17.5	17.1	12.3	16.2	15.7	9.3	13.8	13.3	4.8	11.7	11.1		9.6	8.8	210
215		18.4	16.1		16.2	13.6	17	16.5	11.8	15.8	15.1	8.9	13.6	13.1	4.9	11.6	10.9		9.4	8.7	215
220		17.8	15.5		15.6	13.1	16	11.3		14.6	8.5		12.9	5		11.4	10.6		9.3	8.5	220
225		17.1	14.9		15.1	12.7		15.6	10.9	14.1	8.1		12.6	5		10.2			8.3		225
230			14.3			12.2		15	10.5	13.6	7.7		12.1	5.1		9.8	2.7		7.9		230
235			13.8			11.8		14.5	10.1	13.2	7.4		11.7	5.1		9.4	2.7		7.6		235
240			13.3			11.3			9.7	12.8	7.1		11.3	5		9.1	2.7		7.2		240
245						10.8			9.4		6.7			4.8		8.7			6.9		245
250									9		6.4			4.5					6.6		250
255									8.7		6.1			4.2					6.3		255
260											5.8			3.8							260
265														3.3							265

* adapter 11.5 ft + telescopic boom extension 11.5 ft · pièce d'adaptateur 11.5 ft + rallonge de flèche télescopique 11.5 ft

t_180_64905_00_000

Lifting capacities Forces de levage

TYVEN



ft	115 + 23 ft*			132 + 23 ft*			149 + 23 ft*			165 + 23 ft*			182 + 23 ft*			198 + 23 ft*		ft
	217 ft			217 ft			217 ft			217 ft			217 ft			217 ft		
	82°	75°	68°	82°	75°	68°	82°	75°	68°	82°	75°	68°	82°	75°	68°	82°	75°	
95	18.3																	95
100	18.4			16			15											100
105	18.5			16.3			15.3			13								105
110	18.6			16.5			15.4			13.3								110
115	18.7			16.8			15.6			13.6			9.2			7.8		115
120	18.8			16.9			15.7			13.7			10.1			8.8		120
125	18.8			17.1			15.8			13.9			11			9.1		125
130	18.8			17.2			15.8			14			11.2			9.3		130
135	18.8			17.3			15.7			14			11.4			9.5		135
140	18.7	17.7		17.3			15.7			14			11.5			9.7		140
145	18.5	17.8		17.3	17.1		15.7	15.9		13.9			11.6			9.8		145
150	18.4	17.8		17.3	17.2		15.6	15.9		13.9			11.7			9.8		150
155	18.2	17.8		17.3	17.2		15.5	15.9		13.8	13.9		11.7			9.7		155
160	18.1	17.7		17.3	17.2		15.5	15.8		13.8	13.8		11.6	11.6		9.7		160
165	18	17.7		17.3	17.2		15.4	15.7		13.7	13.7		11.6	11.4		9.6		165
170	17.9	17.6		17.2	17.1		15.3	15.6		13.6	13.6		11.5	11.3		9.6		170
175	17.7	17.5		17.2	17.1		15.3	15.4		13.6	13.5		11.5	11.2		9.5	8.3	175
180	17.6	17.4	16.2	17.1	17		15.2	15.3		13.5	13.4		11.4	11.1		9.5	8.4	180
185	17.6	17.3	16.2	17	17	15.3	15.1	15.2		13.4	13.3		11.4	11		9.4	8.4	185
190	17.5	17.1	16.2	16.8	16.9	15.5	14.9	15.1	14.1	13.3	13.2		11.3	10.9		9.3	8.4	190
195	17.4	17.1	15.9	16.7	16.8	15	14.7	15	14.1	13.2	13.1		11.2	10.8		9.2	8.4	195
200	17.3	16.8	15.5	16.5	16.5	14.6	14.5	14.9	13.8	13.1	12.9		11.1	10.7		9.1	8.3	200
205	17.1	16.4	15.1	16.3	16.1	14.2	14.3	14.8	13.4	13	12.8	10.6	11	10.6		9	8.1	205
210	16.6	15.9	14.7	16.1	15.5	13.8	14.1	14.7	13	12.9	12.7	10.7	10.9	10.5		8.9	8	210
215	16	15.4	14.2	15.9	15.1	13.4	13.8	14.4	12.6	12.7	12.6	10.8	10.8	10.4		8.8	7.9	215
220	15.4	14.9	13.8	15.6	14.6	13	13.5	13.9	12.2	12.4	12.5	10.8	10.7	10.3		8.7	7.7	220
225	14.8	14.4	13.5	15.2	14.1	12.7	13.1	13.5	11.9	12.1	12.5	10.7	10.5	10.2	3.2	8.6	7.4	225
230		13.9	13.1		13.7	12.3	12.8	13	11.5	11.7	12.3	10.5	10.2	10.1	3.3	8.5	7.1	230
235		13.4	12.7		13.2	11.9	12.4	12.6	11.1	11.3	12	10.1	9.8	10	3.4	8.1	6.8	235
240		12.9	12.3		12.7	11.5		12.2	10.7		11.6	9.8		9.9	3.4	7.7	6.3	240
245			11.9		12.3	11.1		11.8	10.4		11.2	9.5		9.8	3.5		5.8	245
250			11.5			10.8		11.4	10.1		10.8	9.1		9.8	3.5		5.3	250
255			11.1			10.4		10.8	9.8		10.5	8.8		9.7	3.4		4.8	255
260			10.7			10.1			9.4		10	8.5		9.2	3.3		4.2	260
265						9.7			9.1			8.2			3.1		3.5	265
270									8.7			7.8						270
275									8.2			7.1						275
280												6.2						280

* adapter 11.5 ft + telescopic boom extension 11.5 ft · pièce d'adaptateur 11.5 ft + rallonge de flèche télescopique 11.5 ft

t_180_65001_00_000

J

Lifting capacities Forces de levage

TYVEN



ft	115 + 23 ft*			132 + 23 ft*			149 + 23 ft*			165 + 23 ft*			182 + 23 ft*			198 + 23 ft*		ft
	217 ft			217 ft			217 ft			217 ft			217 ft			217 ft		
	82°	75°	68°	82°	75°	68°	82°	75°	68°	82°	75°	68°	82°	75°	68°	82°	75°	
95	18.3																	95
100	18.4			16			15											100
105	18.5			16.3			15.3			13								105
110	18.6			16.5			15.4			13.3								110
115	18.7			16.8			15.6			13.6			9.2			7.8		115
120	18.8			16.9			15.7			13.7			10.1			8.8		120
125	18.8			17.1			15.8			13.9			11			9.1		125
130	18.8			17.2			15.8			14			11.2			9.3		130
135	18.8			17.3			15.7			14			11.4			9.5		135
140	18.7	17.7		17.3			15.7			14			11.5			9.7		140
145	18.5	17.8		17.3	17.1		15.7	15.9		13.9			11.6			9.8		145
150	18.4	17.8		17.3	17.2		15.6	15.9		13.9			11.7			9.8		150
155	18.2	17.8		17.3	17.2		15.5	15.9		13.8	13.9		11.7			9.7		155
160	18.1	17.7		17.3	17.2		15.5	15.8		13.8	13.8		11.6	11.6		9.7		160
165	18	17.7		17.3	17.2		15.4	15.7		13.7	13.7		11.6	11.4		9.6		165
170	17.9	17.6		17.2	17.1		15.3	15.6		13.6	13.6		11.5	11.3		9.6		170
175	17.7	17.5		17.2	17.1		15.3	15.4		13.6	13.5		11.5	11.2		9.5	8.3	175
180	17.6	17.4	16.2	17.1	17		15.2	15.3		13.5	13.4		11.4	11.1		9.5	8.4	180
185	17.6	17.3	16.2	17	17	15.3	15.1	15.2		13.4	13.3		11.4	11		9.4	8.4	185
190	17.5	17.1	16.2	16.8	16.9	15.2	14.9	15.1	13.5	13.3	13.2		11.3	10.9		9.3	8.4	190
195	17.4	17.1	15.9	16.7	16.8	14.7	14.7	15	12.9	13.2	13.1		11.2	10.8		9.2	8.4	195
200	17.3	16.8	15.5	16.5	16.5	14.1	14.5	14.9	12.4	13.1	12.9	9.3	11.1	10.7		9.1	8.3	200
205	17.1	16.4	15.1	16.3	16.1	13.6	14.3	14.8	11.9	13	12.8	8.9	11	10.6		9	8.1	205
210	16.6	15.9	14.7	16.1	15.5	13	14.1	14.7	11.4	12.9	12.7	8.5	10.9	10.5		8.9	8	210
215	16	15.4	14.2	15.9	15.1	12.5	13.8	14.4	10.9	12.7	12.6	8.1	10.8	10.4		8.8	7.9	215
220	15.4	14.9	13.8	15.6	14.6	12	13.5	13.9	10.5	12.4	12.5	7.7	10.7	10.3		8.7	7.7	220
225	14.8	14.4	13.5	15.2	14.1	11.6	13.1	13.5	10.1	12.1	12.5	7.3	10.5	10.2	3.2	8.6	7.4	225
230		13.9	13.1		13.7	11.2	12.8	13	9.6	11.7	12.3	6.9	10.2	10.1	3.3	8.5	7.1	230
235		13.4	12.7		13.2	10.7	12.4	12.6	9.2	11.3	12	6.6	9.8	10	3.4	8.1	6.8	235
240		12.9	12.3		12.7	10.3		12.2	8.9		11.6	6.3		9.9	3.4	7.7	6.3	240
245			11.9		12.3	9.9		11.8	8.5		11.2	6		9.8	3.5		5.8	245
250			11.5			9.5		11.4	8.2		10.8	5.7		9.5	3.5		5.3	250
255			11.1			9.2		10.8	7.8		10.5	5.4		9.1	3.4		4.8	255
260			10.7			8.8			7.5		10	5.1		8.8	3.2		4.2	260
265						8.5			7.2			4.8			2.9		3.5	265
270									6.9			4.5						270
275									6.6			4.3						275
280												4						280

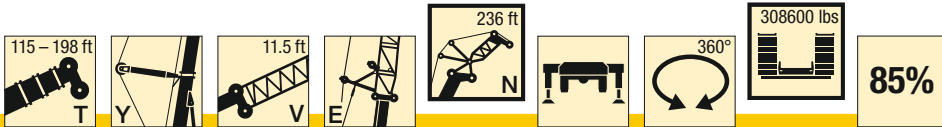
* adapter 11.5 ft + telescopic boom extension 11.5 ft · pièce d'adaptateur 11.5 ft + rallonge de flèche télescopique 11.5 ft

t_180_65005_00_000

J

Lifting capacities Forces de levage

TYVEN



ft	115 + 23 ft*			132 + 23 ft*			149 + 23 ft*			165 + 23 ft*			182 + 23 ft*		198 + 23 ft*		ft	
	236 ft			236 ft			236 ft			236 ft			236 ft		236 ft			
	82°	75°	68°	82°	75°	68°	82°	75°	68°	82°	75°	68°	82°	75°	82°	75°		
100	14.3																100	
105	14.3			12.3			11.3										105	
110	14.4			12.4			11.6										110	
115	14.5			12.6			11.8				9.7			6.7			115	
120	14.6			12.8			12				10.1			7.3			120	
125	14.6			13			12.1				10.3			7.7		4.9	125	
130	14.7			13.1			12.2				10.5			8.2		5.7	130	
135	14.6			13.2			12.2				10.7			8.4		6.3	135	
140	14.5			13.3			12.3				10.7			8.5		6.7	140	
145	14.5	13.2		13.4			12.3				10.8			8.7		6.9	145	
150	14.4	13.4		13.4			12.3				10.8			8.7		7	150	
155	14.3	13.5		13.4	12.8		12.2				10.8			8.8		7.1	155	
160	14.3	13.6		13.4	13		12.2	12.2			10.8			8.8		7.2	160	
165	14.2	13.7		13.5	13.1		12.1	12.4			10.7	10.9		8.8		7.2	165	
170	14.1	13.8		13.5	13.2		12.1	12.4			10.7	10.8		8.7	8.9	7.2	170	
175	14	13.7		13.4	13.3		12	12.3			10.6	10.7		8.7	8.8	7.1	175	
180	13.9	13.7		13.4	13.3		11.9	12.3			10.6	10.7		8.7	8.7	7.1	6.2	180
185	13.8	13.6	11.7	13.3	13.3		11.8	12.2			10.5	10.6		8.6	8.6	7.1	6.3	185
190	13.7	13.5	11.9	13.2	13.2		11.7	12.1			10.5	10.5		8.6	8.5	7	6.3	190
195	13.6	13.5	12.1	13	13.2		11.6	12			10.4	10.4		8.5	8.4	7	6.4	195
200	13.5	13.4	12.3	12.9	13.1	11.4	11.5	11.9			10.4	10.3		8.5	8.3	6.9	6.4	200
205	13.4	13.3	12.4	12.8	13	11.6	11.3	11.8	10.6		10.3	10.2		8.4	8.2	6.9	6.4	205
210	13.3	13.3	12.5	12.7	13	11.8	11.2	11.8	10.7		10.1	10.1	7.9	8.4	8.1	6.8	6.4	210
215	13.2	13.2	12.5	12.5	12.9	11.9	11	11.7	10.8		10	10	8	8.3	8.1	6.7	6.3	215
220	13	13.2	12.4	12.4	12.9	11.7	10.8	11.6	10.7		9.8	9.9	8.2	8.2	8	6.6	6.2	220
225	12.9	13.1	12.2	12.2	12.8	11.3	10.6	11.5	10.6		9.7	9.8	8.3	8.1	7.9	6.6	6.1	225
230	12.8	13	11.8	12.1	12.7	11	10.4	11.5	10.2		9.5	9.8	8.4	8.1	7.8	6.5	6	230
235	12.7	12.5	11.4	11.9	12.3	10.7	10.1	11.4	9.9		9.3	9.7	8.4	7.8	7.7	6.4	5.8	235
240	12.5	12.1	11.1	11.8	11.9	10.3	9.9	11.2	9.6		9	9.6	8.3	7.6	7.6	6.2	5.6	240
245	12.1	11.7	10.8	11.6	11.4	10	9.6	10.8	9.3		8.7	9.6	8.1	7.3	7.6	6	5.4	245
250		11.3	10.5		11	9.7	9.4	10.5	9		8.5	9.5	7.9	7	7.5	5.7	5.2	250
255		10.9	10.1		10.6	9.4	9	10.1	8.6		8.2	9.5	7.7	6.7	7.4	5.4	4.8	255
260		10.4	9.8		10.3	9.1		9.7	8.3			9.2	7.5		7.4	5	4.4	260
265			9.4		9.8	8.8		9.4	8.1			8.9	7.2		7		3.9	265
270			9.1			8.5		9	7.8			8.5	7		6.3		3.5	270
275			8.8			8.1		8.5	7.6			8.2	6.8		5.4		3.1	275
280			8.4			7.9			7.3			7.8	6.6		4.5			280
285						7.6			7.1				6.3					285
290									6.8				6					290
295									6.4				5.6					295
300													4.7					300

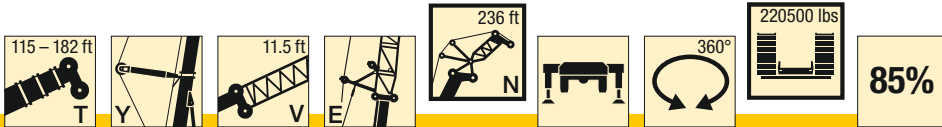
* adapter 11.5 ft + telescopic boom extension 11.5 ft · pièce d'adaptateur 11.5 ft + rallonge de flèche télescopique 11.5 ft

t_180_65101_00_000

J

Lifting capacities Forces de levage

TYVEN



ft	115 + 23 ft*			132 + 23 ft*			149 + 23 ft*			165 + 23 ft*			182 + 23 ft*		198 + 23 ft*		ft	
	236 ft			236 ft			236 ft			236 ft			236 ft		236 ft			
	82°	75°	68°	82°	75°	68°	82°	75°	68°	82°	75°	68°	82°	75°	82°	75°		
100	14.3																100	
105	14.3			12.3			11.3										105	
110	14.4			12.4			11.6										110	
115	14.5			12.6			11.8				9.7			6.7			115	
120	14.6			12.8			12				10.1			7.3			120	
125	14.6			13			12.1				10.3			7.7	4.9		125	
130	14.7			13.1			12.2				10.5			8.2	5.7		130	
135	14.6			13.2			12.2				10.7			8.4	6.3		135	
140	14.5			13.3			12.3				10.7			8.5	6.7		140	
145	14.5	13.2		13.4			12.3				10.8			8.7	6.9		145	
150	14.4	13.4		13.4			12.3				10.8			8.7	7		150	
155	14.3	13.5		13.4	12.8		12.2				10.8			8.8	7.1		155	
160	14.3	13.6		13.4	13		12.2	12.2			10.8			8.8	7.2		160	
165	14.2	13.7		13.5	13.1		12.1	12.4			10.7	10.9		8.8	7.2		165	
170	14.1	13.8		13.5	13.2		12.1	12.4			10.7	10.8		8.7	8.9	7.2	170	
175	14	13.7		13.4	13.3		12	12.3			10.6	10.7		8.7	8.8	7.1	175	
180	13.9	13.7		13.4	13.3		11.9	12.3			10.6	10.7		8.7	8.7	7.1	6.2	180
185	13.8	13.6	11.7	13.3	13.3		11.8	12.2			10.5	10.6		8.6	8.6	7.1	6.3	185
190	13.7	13.5	11.9	13.2	13.2		11.7	12.1			10.5	10.5		8.6	8.5	7	6.3	190
195	13.6	13.5	12.1	13	13.2		11.6	12			10.4	10.4		8.5	8.4	7	6.4	195
200	13.5	13.4	12.3	12.9	13.1	11.4	11.5	11.9			10.4	10.3		8.5	8.3	6.9	6.4	200
205	13.4	13.3	12.4	12.8	13	11.6	11.3	11.8	10.6		10.3	10.2	7.5	8.4	8.2	6.9	6.4	205
210	13.3	13.3	12.5	12.7	13	11.8	11.2	11.8	10.4		10.1	10.1	7.4	8.4	8.1	6.8	6.4	210
215	13.2	13.2	12.5	12.5	12.9	11.5	11	11.7	9.9		10	10	7	8.3	8.1	6.7	6.3	215
220	13	13.2	12.4	12.4	12.9	11	10.8	11.6	9.5		9.8	9.9	6.6	8.2	8	6.6	6.2	220
225	12.9	13.1	12.2	12.2	12.8	10.6	10.6	11.5	9		9.7	9.8	6.3	8.1	7.9	6.6	6.1	225
230	12.8	13	11.8	12.1	12.7	10.2	10.4	11.5	8.6		9.5	9.8	5.9	8.1	7.8	6.5	6	230
235	12.7	12.5	11.4	11.9	12.3	9.7	10.1	11.4	8.3		9.3	9.7	5.6	7.8	7.7	6.4	5.8	235
240	12.5	12.1	11.1	11.8	11.9	9.3	9.9	11.2	7.9		9	9.6	5.3	7.6	7.6	6.2	5.6	240
245	12.1	11.7	10.8	11.6	11.4	9	9.6	10.8	7.5		8.7	9.6	5	7.3	7.6	6	5.4	245
250		11.3	10.5		11	8.6	9.4	10.5	7.2		8.5	9.5	4.7	7	7.5	5.7	5.2	250
255		10.9	10.1		10.6	8.2	9	10.1	6.9		8.2	9.5	4.4	6.7	7.4	5.4	4.8	255
260		10.4	9.8		10.3	7.9		9.7	6.5			9.2	4.1		7.4	5	4.4	260
265			9.4		9.8	7.6		9.4	6.2			8.9	3.8		7		3.9	265
270			9.1			7.3		9	5.9			8.5	3.6		6.3		3.5	270
275			8.8			7		8.5	5.7			8.2	3.3		5.4		3.1	275
280			8.4			6.7			5.4			7.8	3.1		4.5			280
285						6.4			5.1				2.9					285
290									4.9									290
295									4.6									295

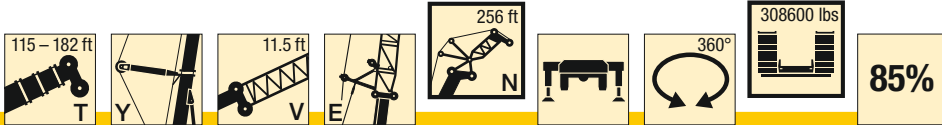
* adapter 11.5 ft + telescopic boom extension 11.5 ft · pièce d'adaptateur 11.5 ft + rallonge de flèche télescopique 11.5 ft

t_180_65105_00_000

J

Lifting capacities Forces de levage

TYVEN



ft	115 + 23 ft*			132 + 23 ft*			149 + 23 ft*			165 + 23 ft*			182 + 23 ft*		ft	
	256 ft			256 ft			256 ft			256 ft			256 ft			
	82°	75°	68°	82°	75°	68°	82°	75°	68°	82°	75°	68°	82°	75°		
105	10.7														105	
110	10.7														110	
115	10.8			10			8.1								115	
120	10.9			10.1			8.4				6.4				120	
125	10.9			10.1			8.5				6.7			3	125	
130	10.9			10.2			8.7				6.9			3.4	130	
135	10.8			10.2			8.8				7.2			3.8	135	
140	10.7			10.2			8.9				7.4			4.3	140	
145	10.7			10.2			8.9				7.5			4.7	145	
150	10.6			10.2			9				7.6			5.2	150	
155	10.6	10		10.1			9				7.6			5.5	155	
160	10.5	10.1		10.1	9.5		9				7.7			5.7	160	
165	10.4	10.3		10	9.7		9	8.9			7.7			5.8	165	
170	10.4	10.3		9.9	9.8		8.9	9.1			7.7			5.9	170	
175	10.3	10.4		9.8	10		8.8	9.2			7.7	8		5.9	6.3	175
180	10.3	10.5		9.8	10.1		8.7	9.2			7.7	7.9		5.9	6.3	180
185	10.2	10.5		9.7	10.1		8.6	9.2			7.6	7.9		5.9	6.2	185
190	10.1	10.5		9.6	10.2		8.6	9.2			7.6	7.8		5.9	6.1	190
195	10	10.5		9.5	10.2		8.4	9.1			7.6	7.7		5.9	6.1	195
200	9.9	10.4	8.7	9.4	10.2		8.3	9.1			7.5	7.6		5.9	6	200
205	9.9	10.4	8.9	9.3	10.1		8.2	9			7.4	7.6		5.9	5.9	205
210	9.8	10.3	9	9.2	10.1		8.1	8.9	7.6		7.3	7.5		5.9	5.8	210
215	9.7	10.2	9.2	9.1	10		7.9	8.8	7.7		7.2	7.4		5.9	5.8	215
220	9.6	10.2	9.2	9	9.9		7.8	8.8	7.9		7	7.3		5.8	5.7	220
225	9.5	10.1	9.3	8.9	9.9		7.6	8.7	8		6.9	7.3	5.6	5.7	5.6	225
230	9.4	10	9.4	8.7	9.8		7.5	8.6	8		6.7	7.2	5.8	5.5	5.6	230
235	9.3	9.8	9.4	8.6	9.6		7.3	8.6	8		6.5	7.1	5.9	5.4	5.5	235
240	9.2	9.8	9.4	8.5	9.3		7.1	8.5	8		6.4	7	6	5.2	5.4	240
245	9.1	9.8	9.4	8.4	8.9	7.4	6.9	8.5	7.9		6.2	7	6.1	5	5.4	245
250	9	9.8	9.1	8.3	8.6	7.2	6.7	8.4	7.7		6	6.9	6.1	4.8	5.3	250
255	8.9	9.8	8.8	8.1	8.3	7	6.5	8.4	7.4		5.8	6.9	6.1	4.6	5.2	255
260	8.8	9.5	8.5	8	7.9	6.7	6.3	8.4	7.2		5.6	6.8	6	4.4	5.2	260
265	8.7	9.1	8.3	7.9	7.6	6.5	6.1	8.2	6.9		5.4	6.8	6	4.2	5.1	265
270		8.8	8		7.3	6.1		8	6.7		5.1	6.7	5.9	3.9	5.1	270
275		8.4	7.7		7	4.8		7.7	6.5		4.8	6.7	5.7	3.7	5	275
280		8	7.5		6.5	3.6		7.4	6.3			6.7	5.5		5	280
285			7.2		6.2			7.2	6.1			6.6	5.3		5	285
290			7					6.9	5.8			6.4	5.1		4.9	290
295			6.7					6.5	5.6			6.2	4.9		4.9	295
300			6.4						5.4			5.9	4.7		4.9	300
305									5.2				4.5			305
310									5							310

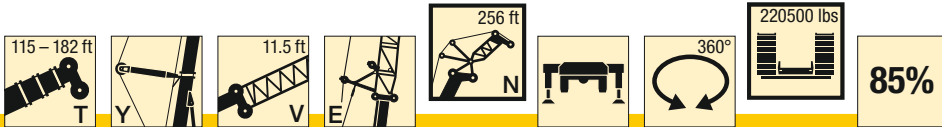
* adapter 11.5 ft + telescopic boom extension 11.5 ft · pièce d'adaptateur 11.5 ft + rallonge de flèche télescopique 11.5 ft

t_180_65201_00_000

J

Lifting capacities Forces de levage

TYVEN

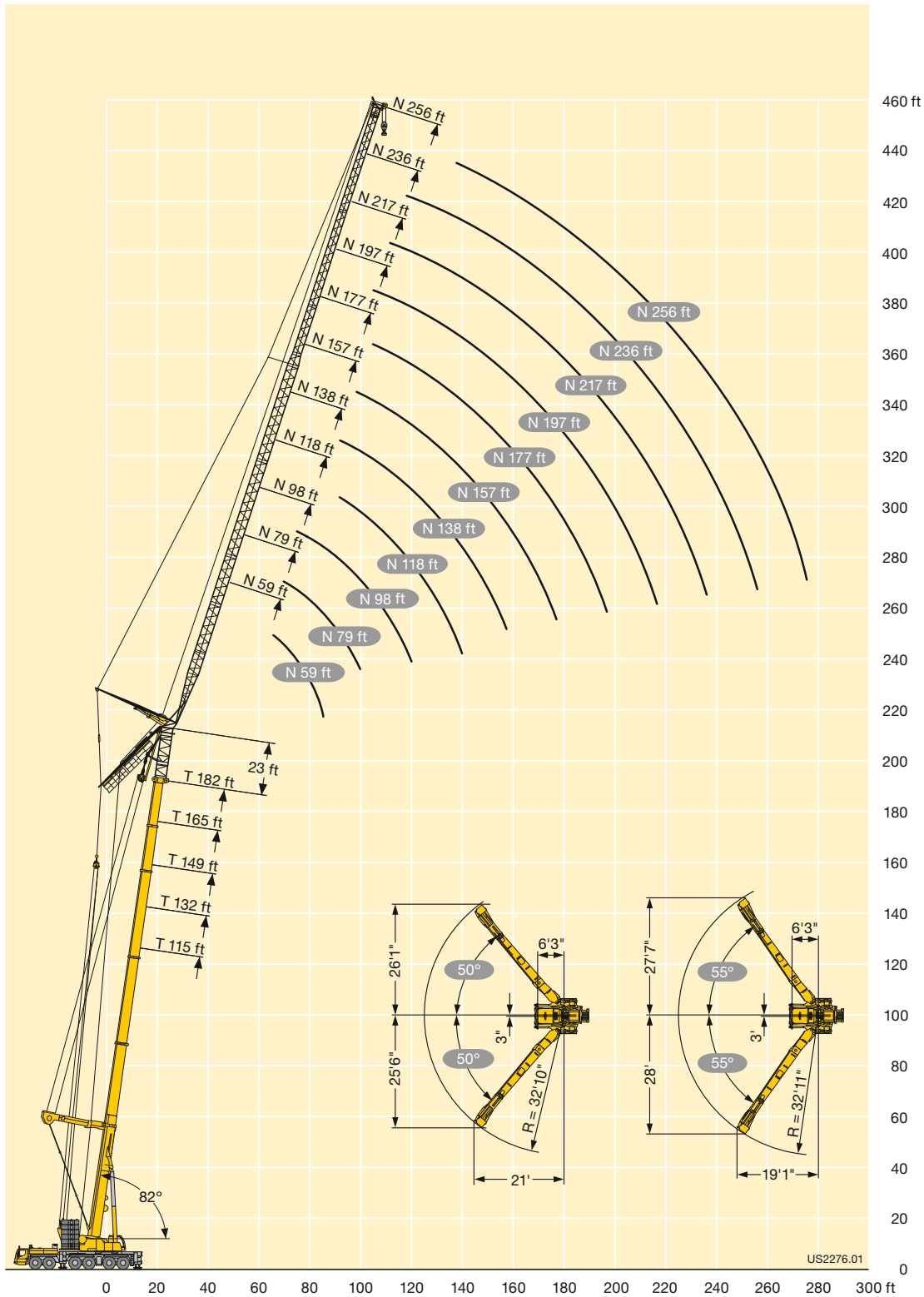


ft	115 + 23 ft*			132 + 23 ft*			149 + 23 ft*			165 + 23 ft*			182 + 23 ft*		ft
	256 ft			256 ft			256 ft			256 ft			256 ft		
	82°	75°	68°	82°	75°	68°	82°	75°	68°	82°	75°	68°	82°	75°	
105	10.7														105
110	10.7														110
115	10.8			10			8.1								115
120	10.9			10.1			8.4			6.4					120
125	10.9			10.1			8.5			6.7			3		125
130	10.9			10.2			8.7			6.9			3.4		130
135	10.8			10.2			8.8			7.2			3.8		135
140	10.7			10.2			8.9			7.4			4.3		140
145	10.7			10.2			8.9			7.5			4.7		145
150	10.6			10.2			9			7.6			5.2		150
155	10.6	10		10.1			9			7.6			5.5		155
160	10.5	10.1		10.1	9.5		9			7.7			5.7		160
165	10.4	10.3		10	9.7		9	8.9		7.7			5.8		165
170	10.4	10.3		9.9	9.8		8.9	9.1		7.7			5.9		170
175	10.3	10.4		9.8	10		8.8	9.2		7.7	8		5.9	6.3	175
180	10.3	10.5		9.8	10.1		8.7	9.2		7.7	7.9		5.9	6.3	180
185	10.2	10.5		9.7	10.1		8.6	9.2		7.6	7.9		5.9	6.2	185
190	10.1	10.5		9.6	10.2		8.6	9.2		7.6	7.8		5.9	6.1	190
195	10	10.5		9.5	10.2		8.4	9.1		7.6	7.7		5.9	6.1	195
200	9.9	10.4	8.7	9.4	10.2		8.3	9.1		7.5	7.6		5.9	6	200
205	9.9	10.4	8.9	9.3	10.1		8.2	9		7.4	7.6		5.9	5.9	205
210	9.8	10.3	9	9.2	10.1		8.1	8.9	7.6	7.3	7.5		5.9	5.8	210
215	9.7	10.2	9.2	9.1	10		7.9	8.8	7.7	7.2	7.4		5.9	5.8	215
220	9.6	10.2	9.2	9	9.9		7.8	8.8	7.9	7	7.3	5.2	5.8	5.7	220
225	9.5	10.1	9.3	8.9	9.9		7.6	8.7	7.8	6.9	7.3	5	5.7	5.6	225
230	9.4	10	9.4	8.7	9.8		7.5	8.6	7.4	6.7	7.2	4.7	5.5	5.6	230
235	9.3	9.8	9.4	8.6	9.6		7.3	8.6	7	6.5	7.1	4.4	5.4	5.5	235
240	9.2	9.8	9.4	8.5	9.3		7.1	8.5	6.7	6.4	7	4	5.2	5.4	240
245	9.1	9.8	9.4	8.4	8.9	7.4	6.9	8.5	6.3	6.2	7	3.7	5	5.4	245
250	9	9.8	9.1	8.3	8.6	7.2	6.7	8.4	6	6	6.9	3.5	4.8	5.3	250
255	8.9	9.8	8.8	8.1	8.3	7	6.5	8.4	5.7	5.8	6.9	3.2	4.6	5.2	255
260	8.8	9.5	8.5	8	7.9	6.7	6.3	8.4	5.4	5.6	6.8	2.9	4.4	5.2	260
265	8.7	9.1	8.3	7.9	7.6	6.5	6.1	8.2	5.1	5.4	6.8		4.2	5.1	265
270		8.8	8		7.3	6.1		8	4.8	5.1	6.7		3.9	5.1	270
275		8.4	7.7		7	4.8		7.7	4.5	4.8	6.7		3.7	5	275
280		8	7.5		6.5	3.6		7.4	4.2		6.7			5	280
285			7.2		6.2			7.2	4		6.6			5	285
290			7					6.9	3.7		6.4			4.9	290
295			6.7					6.5	3.5		6.1			4.7	295
300			6.4						3.2		5.8			4.4	300
305									3						305
310									2.8						310

* adapter 11.5 ft + telescopic boom extension 11.5 ft · pièce d'adaptateur 11.5 ft + rallonge de flèche télescopique 11.5 ft

t_180_65205_00_000

J



Angle of the Y-suspension between 50° and 55° depending on the extension condition of the individual telescopic sections.
Angle du haubannage Y entre 50° et 55°, en fonction de l'état de sortie des différents éléments télescopiques.

J

Equipment Equipment

Crane carrier

Frame	Self-manufactured, torsion-resistant box-type design of high-tensile fine grained structural steel.
Outriggers	4-point supporting system, hydraulically telescopic into horizontal and vertical direction. Operation with remote control, automatic support leveling, electronic inclination display
Engine	8-cylinder Diesel, make Liebherr, watercooled, output 450 kW (612 h.p.), max. torque 2106 lbs-ft. Exhaust emissions acc. to 97/68/EG and EPA/CARB. Fuel reservoir: 127 gallons.
Transmission	Automatic transmission system with torque converter and intarder, make ZF, type TC-TRONIC with 12 forward speeds and 2 reverse speeds, transfer case with transfer differential.
Axles	Low maintenance carrier axles, all 6 axles steered. Axle 1, 3 and 5 are equipped with planetary gears, all driven axles with transverse differential locks, axle 3 with longitudinal differential lock.
Cardan shaft	All cardan shafts with 70° diagonal toothing and maintenance free.
Suspension	All axles are hydro-pneumatically suspended with automatic leveling. Suspension hydraulically lockable.
Tyre equipment	12 tyres, all axles equipped with single tyres. Size of tyres: 445/95 R 25 (16.00 R 25).
Steering	2-circuit system with hydraulic servo steering. Active speed depending rear axle steering, special steering programs for various driving situations.
Brakes	Service brake: all-wheel servo-air brake, all axles are equipped with disc brakes, dual circuit. Additional brakes: exhaust flap brake, Telma Eddy current brake (optional), intarder in gearbox. Hand brake: Spring-loaded, acting on all wheels of axles 2 to 6.
Driving cab	Spacious and comfortable sheet steel cab mounted on rubber shock absorbers, safety glass windows.
Electrical system	Modern data bus technique, 24 Volt DC, 2 batteries of 170 Ah each.

Crane superstructure

Frame	Liebherr-manufactured, torsionally rigid steel construction made from high-tensile fine-grain steel. Triple-roller slewing rim.
Crane engine	4-cylinder Diesel, make Liebherr, watercooled, output 180 kW (245 h.p.), max. torque 845 lbs-ft. Exhaust emissions acc. to 97/68/EG and EPA/CARB. Fuel reservoir: 106 gallons.
Crane drive	Diesel-hydraulic, with 5 axial piston variable displacement pumps, with servo-control and capacity control.
Crane control	Two self-centering control levers (joy-sticks). Pedal switches for telescoping. Infinitely variable crane motions through displacement control of the hydraulic pumps. Additional working speed control by variation of the Diesel engine speed.
Hoist gear	Axial piston variable displacement motor, hoist drum with integrated planetary gear and spring-loaded static brake.
Luffing gear	1 differential hydraulic ram with nonreturn valve.
Slewing gear	Axial piston fixed displacement motor, planetary gear, spring-loaded static brake.
Crane cab	Large screen area, compound glass, comfort furnishing, cabin tilttable 20° to rear.
Safety devices	LICCON2 safe load indicator, test system, hoist limit switches, safety valves against rupture of pipes and hoses.
Counterweight	220500 lbs
Telescopic boom	1 base section and 5 telescopic sections. All telescopic sections extendable individually by means of the rapid-cycle telescoping system TELEMATIK. Boom length 49 ft – 230 ft.
Electric system	Modern data bus technique, 24 Volt DC, 2 batteries of 170 Ah each.

Additional equipment

Guying system for telescopic boom Y	Consisting of guying frames with stay ropes, tilttable hydraulically into transport position Self assembly.
Additional counterweight	4 additional counterweight slabs of 22050 lbs each for a total counterweight of 308600 lbs.
Lattice jibs	Fixed lattice jib 20 ft to 138 ft long, installation at 0°, 20°, 40° or 60°, luffing lattice jib 39 ft to 256 ft long.
2nd hoist gear	For 2-hook operation or for operating the luffing lattice jib.
Tyre equipment	12 tyres, size 525/80 R 25 (20.5 R 25).
Drive 12 x 8	The 4th axle is driven additionally.

Other items of equipment available on request.

Equipment Equipment

Châssis porteur

Châssis	Châssis résistant à la torsion de fabrication Liebherr, en acier à grains fins très résistant.
Stabilisateurs	Dispositif de calage horizontal et vertical en 4 points, entièrement déployable hydrauliquement. Utilisation avec commande à distance, mise à niveau automatique du calage, inclinomètre électronique.
Moteur	Moteur diesel, 8 cylindres, fabriqué par Liebherr, à refroidissement par eau, de 450 kW (612 ch), couple max. 2106 lbs-ft. Emissions des gaz d'échappement conformes aux directives 97/68/EG et EPA/CARB. Capacité du réservoir à carburant: 127 gallons.
Boîte de vitesse	Boîte automatique avec convertisseur de couple et ralentisseur, marque ZF, type TC-TRONIC avec 12 marches AV et 2 marches AR, boîte de transfert avec différentiel répartiteur.
Essieux	Essieux nécessitant peu d'entretien, les 6 essieux sont directeurs. Les essieux 1, 3 et 5 sont des essieux planétaires, tous les essieux moteurs avec différentiel transversal et l'essieu 3 avec différentiel longitudinal.
Arbres articulés	Tous les flasques de croisillons avec denture en croix 70° et sans entretien.
Suspension	Tous les essieux sont à suspension hydro-pneumatique avec mise à niveau automatique. Suspension blocable hydrauliquement.
Pneumatiques	12 roues à monte simple. Taille: 445/95 R 25 (16.00 R 25).
Direction	2 circuits avec direction assistée hydraulique. Direction active des essieux arrière et dépendante de la vitesse, programmes de direction spéciaux pour les différents modes de déplacement.
Freins	Freins de service: servofrein à air comprimé, tous les essieux sont munis de freins à disque, à 2 circuits. Freins auxiliaire : par clapet sur échappement, frein Telma (option), ralentisseur monté sur boîte de vitesse. Frein de secours et frein à main: par cylindres à ressorts sur les essieux 2 à 6.
Cabine	Cabine spacieuse, en tôle d'acier, équipement «grand confort», suspendue sur silent blocs, vitrage de sécurité.
Installation électrique	Technique moderne de transmission de données par BUS de données, courant continu 24 Volts, 2 batteries de 170 Ah chacune.

Partie tournante

Châssis	Fabrication Liebherr, construction soudée indéformable, en acier à grain fin haute résistance. Couronne d'orientation à triple rangée de rouleaux.
----------------	--

Moteur	Moteur diesel Liebherr, 4 cylindres, à refroidissement par eau, de 180 kW (245 ch), couple max. 845 lbs-ft. Emissions des gaz d'échappement conformes aux directives 97/68/EG et EPA/CARB. Capacité du réservoir à carburant: 106 gallons.
Entraînement	Diesel hydraulique à 5 pompes à débit variable servo commandées à régulation de puissance.
Commande	2 leviers à 4 directions avec rappel automatique au point mort. Commande des mouvements progressive en continu par variation de l'inclinaison des pompes et augmentation du régime moteur.
Treuil	Moteur hydraulique à cylindrée variable, treuil avec réducteur planétaire à frein d'arrêt à lamelles intégrées.
Relevage de flèche	1 vérin hydraulique différentiel avec clapet anti-retour de sécurité.
Orientation	Moteur à cylindrée constante à pistons axiaux, engrenage planétaire, frein d'arrêt commandé par ressort.
Cabine de grue	Large champ de vision, vitrage de sécurité, équipement pour un confort idéal, cabine inclinable de 20° vers l'arrière.
Sécurité	Contrôleur de charge LICCON2, système test, fin de course crochet haut, clapets de sécurité en cas de ruptures de flexibles.
Contrepoids	220500 lbs
Flèche télescopique	Un élément de base et de 5 télescopes. Chaque partie peut être télescopée individuellement à l'aide du système de télescopage séquentiel rapide TELEMATIK. Longueur de flèche: 49 ft – 230 ft.
Circuit électrique	Technique moderne de transmission de données par BUS de données. Courant continu 24 Volts, 2 batteries de 170 Ah chacune.



















Équipement supplémentaire

Haubanage de flèche Y	Composé du chevalet d'haubanage avec haubanage du câble, rabattable hydrauliquement en position de transport. Montage autonome.
Contrepoids complémentaire	4 blocs latéraux de suspension de 22050 lbs pour un contrepoids total de 308600 lbs.
Fléchettes	Fléchette fixe de 20 ft à 138 ft; montable à 0°, 20°, 40° ou 60° fléchette à volée variable de 39 ft à 256 ft.
Deuxième treuil	Pour le travail avec 2 crochets ou le relevage de la fléchette à volée variable.
Pneumatiques	12 pneus. Taille 525/80 R 25 (20.5 R 25).
Entraînement 12 x 8	Le 4ème essieu est également entraîné.







Autres équipements supplémentaires sur demande.

Description of symbols Explication des symboles

General symbols Symboles généraux

	Page Page		Standard Norme
	Outriggers Calage		Driving speed Vitesse de translation
	Axle Essieu		Transmission Boîte de vitesse
	Radius Portée		Gear Vitesse
	Boom length Longueur de la flèche		Hookblock / Capacity Moufle à crochet / Capacité de charge
	Boom position Position de la flèche		Hoist gear Treuil de levage
	Counterweight Contrepoids		Crane carrier Châssis porteur
	Tyres Pneumatiques		Crane superstructure Partie tournante de la grue
	Slewing gear / Working area Mécanisme d'orientation / Plage de travail		Gradability Aptitude à gravir les pentes

Crane specific symbols Symboles spécifiques à la grue

	Telescopic boom Flèche télescopique		Telescopic boom extension Rallonge flèche télescopique
	Guying system for telescopic boom Y Haubanage de flèche Y		Fixed lattice jib Fléchette treillis fixe
	Eccentric Axe excentrique		Luffing fly jib Fléchette treillis à volée variable

L

Remarks referring to load charts

1. The lifting capacities do not exceed 85 % of the tipping load according to ASME B 30.5.
The crane's structural steelwork is in accordance with EN 13000 and ASME B 30.5.
2. For the calculation of the load charts at least a wind speed of 23 ft/s (7 m/s, 15.7 mph) and regarding the load a sail area of 1 m² per ton load and a wind resistance coefficient of 1.2 on the load have been taken into account. For lifting of loads with large sail areas and/or high wind resistance coefficients the maximum wind speed as stated in the load charts has to be reduced.
3. Lifting capacities are given in kips.
4. The weight of the hook blocks and hooks is part of the load and therefore it must be deducted from the lifting capacities.
5. Working radii are measured from the slewing centre.
6. The lifting capacities given for the telescopic boom apply if the folding jib is removed.
7. Subject to modification of lifting capacities.
8. Lifting capacities above 298600 lbs / 410000 lbs only with additional pulley block/special equipment.
9. The data of this brochure serves only for general information. All information is provided without warranty. Instructions for the correct commissioning of the crane please take from the operation manual and the load chart book.

Remarques relatives aux tableaux des charges

1. La capacité de charge ne doit pas dépasser 85 % de la charge de basculement conformément à ASME B 30.5.
La structure métallique de la grue est conforme à EN 13000 et ASME B 30.5.
2. Une vitesse de vent de 23 ft/s (7 m/s, 15.7 mph) minimum, une surface de prise au vent de 1 m² par tonne ainsi qu'un coefficient de résistance au vent de la charge 1,2 sont pris en compte pour le calcul des tableaux de charge. Lorsque des charges ayant une surface de prise au vent et/ou un coefficient de résistance au vent plus élevé(e)s sont levées, la vitesse de vent maximale indiquée dans les tableaux de charge doit être réduite.
3. Les charges sont indiquées en kips.
4. Le poids du crochet de levage resp. de la moufle à crochet est une partie de la charge et doit donc être déduit de la capacité de charge.
5. Les portées sont calculées à partir de l'axe de rotation.
6. Les charges indiquées pour la flèche télescopique sont valables lorsque la fléchette pliante est démontée.
7. Charges données sous réserve de modification.
8. Les charges supérieures à 298600 lbs / 410000 lbs seulement avec moufle additionnel/équipement supplémentaire.
9. Les données de cette brochure sont données à titre informatif. Ces renseignements sont sans garantie. Les consignes relatives à la bonne mise en service de la grue sont disponibles dans le manuel d'utilisation et le manuel de tableaux de charge.

Subject to modification / Sous réserve de modifications

Printed in Germany (1)

TD 180.03.US09.2014

Liebherr-Werk Ehingen GmbH

Postfach 1361, 89582 Ehingen, Germany

☎ +49 73 91 5 02-0, Fax +49 73 91 5 02-33 99

www.liebherr.com, E-mail: info.lwe@liebherr.com

www.facebook.com/LiebherrConstruction